



TT+ AUDIO

TT+ AUDIO



04	INTRODUCTION
05	GTX
06	TECHNOLOGIES
10	XPS 16K - FOUR-CHANNEL DSP AMPLIFIER
12	GTX 12 - THREE-WAY LINE ARRAY MODULE
14	GTX 10 - TWO-WAY LINE ARRAY MODULE
16	GTX 7C - COMPACT CARDIOID LINE ARRAY
18	GTS 29 - HIGH-PERFORMANCE FLYABLE SUBWOOFER
20	GTS 19G - HIGH-PERFORMANCE SUBWOOFER
22	GTS 16C - HIGH-PERFORMANCE FLYABLE CARDIOID SUBWOOFER
24	GT 8 - POINT SOURCE SPEAKER
26	GTX 10i - INSTALL TWO-WAY LINE ARRAY MODULE
28	TTR 16K - TOURING RACK ASSEMBLY
30	RDNET - SOUND SYSTEM MANAGEMENT
31	RDSHAPE - EASE - DESIGN AND MODELING
32	CABLING
33	RIGGING & TRANSPORTATION
34	ACCESSORIES
46	SPECIFICATIONS
64	REFERENCES



Taking a unique and comprehensive approach to professional audio, we consider the entire pro-audio workflow from application design to deployment, tuning and operation. Our systems are meticulously designed and engineered to enhance sound clarity and

efficiency regardless of the venue or application. Each product is conceived for a streamlined user experience and tour-proven dependability - so that the sound provider can focus on delivering the best solution to its clients.

All TT+ Audio products are engineered from the ground up to withstand the rigors of the road and extreme weather conditions, with optimal consistency and interoperability that set a new benchmark for professional audio systems.

"When we introduced the TT+ product line in 2006, our vision was to offer professional audio equipment that delivers the highest performance in both Touring and Theatre applications. TT+ has exceeded expectations and established itself as a leader through its innovation and success. It has now demonstrated its potential to evolve into a new and independent brand, pushing the boundaries of the pro audio industry. For over 70 years, RCF has pioneered audio engineering. With the debut of TT+ Audio, we embark on the next phase of this journey, introducing a dedicated racing team that will drive the future of sound."

Fausto Incerti, General Manager

GTX

LINE ARRAY SYSTEM



The GTX System evolved from TT+ Audio's continued effort to deliver more powerful, high-quality, user-friendly and scalable sound reinforcement systems designed for high-speed deployment, with effective transport, handling, and cabling.

Our performance target is clear: leveraging 70 years of professional audio experience, we address the full range of challenges faced by touring sound professionals, rental companies, live production crews and large-venue system installers.

The GTX approach is based on seamless hardware and software integration consistent with the philosophy of TT+ Audio products, providing logical and rational solutions for superior quality sound reinforcement.



ADVANCED CORE
TECHNOLOGY

GTX components are the result of extensive research in material science, design topology, and power testing, to reduce distortion, enhance acceleration factor and withstand extreme driving power for extended usage while maintaining consistent performance. Designed using advanced simulations and real-life tests, including a 200 hour continuous musical signal to stress the transducer at extreme levels, our new Precision Transducers for GTX can deliver up to 55% more acoustic

energy with less distortion than previous models. Each Precision Transducer device incorporates several innovative features to deliver unparalleled sound quality. Our technology boasts double polycotton-polyurethane spiders that provide excellent stability and control over the moving mass, a new and improved HyperVented exclusive design, which reduces heat, and a new high-energy neodymium magnet assembly for extreme power handling and extended dynamic

range. Furthermore, the special high-stiffness moving mass with ultralight 4-layer in-out aluminum-core voice coil windings plus the fiber cone doping and treatment help to minimize distortion, ensuring that the transducer can reproduce sound without mechanical noise and ringing. The new design of our titanium compression drivers ensures better performance with improved durability. Finally, the water-repellent treatment makes the system suitable for use in challenging environments.

DOUBLE POLYCOTTON-POLYURETHANE SPIDERS / IMPROVED HYPER VENTED DESIGN / REDUCED MECHANICAL NOISE - LOW RINGING / ULTRALIGHTWEIGHT, HIGH-STIFFNESS MOVING MASS / SPECIAL FIBER CONE DOPING AND TREATMENT / HIGH-ENERGY NEODYMIUM MAGNET ASSEMBLY / ULTRALIGHT 4 LAYERS IN/OUT ALUMINUM VOICE COIL WINDINGS / LOW DISTORTION COMPRESSION DRIVERS / DESIGNED TO PERFORM EXTREME EXCURSION / WATER REPELLENT TREATMENT

Breaking free from the restraints of convention, our new 19" subwoofer features extremely fast acceleration boasting a 67mm/2.6" (safe peak-to-peak) cone excursion, providing the speed performance of a 15" woofer with the power of a 21" woofer.



By combining a new dome design with reinforcing ribs and high-energy magnets, GTX compression drivers deliver exceptional clarity and maximum reliability.



Innovative design refinements enable our new True Resistive Waveguide to provide effective driver loading and precise pattern control for the MF/LF range transducers. Designed with Finite Element Analysis and proven in RCF's anechoic chambers, the 4PATH technology produces an ideal isophasic load with low distortion and coherent phase response, even at the lowest crossover frequencies.



RDNET, FIRPHASE, BASS MOTION CONTROL

ADVANCED CORE TECHNOLOGIES



RDNET® NETWORKED MANAGEMENT

RDNet is an advanced management, design, measurement and control platform for TT+ Audio systems.

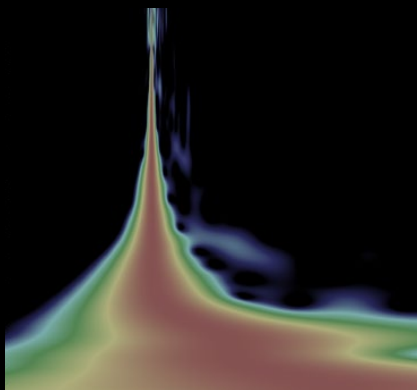
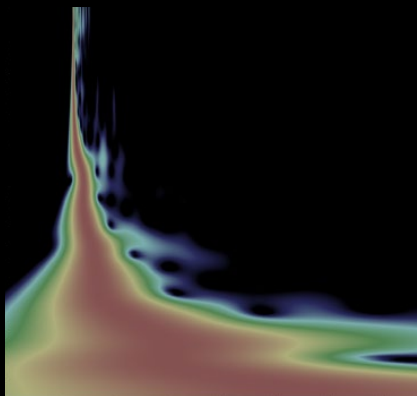

A network user can remotely monitor system status, measure the system frequency/phase response and control levels, delays, EQs, and many other settings of single or grouped devices, including advanced subwoofer array configurations.

FIRPHASE® NEW PERSPECTIVE ON LINEARITY

TT+ Audio loudspeakers are designed using a proprietary and advanced digital FiR technology, conceived to deliver transparent sound, absolute clarity, and perfect imaging to the listener. The special FIRPHASE processing distributes sound to all listeners without phase distortions, ensuring minimum latencies in the system.

BASS MOTION CONTROL®

TT+ Audio loudspeakers and subwoofers equipped with Bass Motion Control (BMC) produce the lowest audible frequencies without affecting the woofer stability, with extended linearity and better sound integrity. The BMC method creates a complete map of the dynamic behavior of the woofer, to generate a custom algorithm that limits over-excursions.



XPS 16K

FOUR-CHANNEL

DSP AMPLIFIER

XPS 16K provides extreme power density with 4 x 4000 W continuous power output in 2 RU space for both touring and installed sound systems. The unit features four analog and digital AES/EBU inputs/outputs, a Dante Network Connection (XPS 16KD), and complete signal processing, tuning, and routing capability all at 96 kHz. Redundancy and full scalability are granted by the advanced and modular design of the circuitry. A complete set of TT+ Audio loudspeaker presets is available, with powerful signal processing for complete system tuning.



4 X 4000 W
class-D continuous power at 2.7 ohms

40-BIT FLOATING-POINT
processing at 96 kHz

READY-TO-USE
configurations and presets for TT+ Audio loudspeakers

2U RACK SPACE
for both touring and installed sound systems

FLEXIBLE 32-BIT ROUTING
with analog, digital and Dante I/O

ADVANCED FAULT PROTECTIONS
for each amplifier channel and power supply

THE POWER TO CHANGE EVERYTHING

THINKING OUT OF THE BOX, AND INTO THE RACK

The XPS Series is the platform for reinventing TT+ Audio power management. RDNNet-connected amplifiers act as nodes in a networked sound system providing seamless control, routing and grouping of TT+ loudspeakers with virtually no limits. With the trusted RDNNet management platform, the system designer now has complete flexibility in choosing externally amplified loudspeakers for its TT+ setup, balancing portability, weight, cabling, and system requirements.

Sound quality comes first in XPS. With its extremely high voltage rail design, XPS 16K provides high dynamic power ratings relative to average power output, enabling the channels to deliver high-amplitude long term bursts for massive dynamic headroom. The amplifier's advanced electronic design has been developed to achieve ultra-low distortion.

INTUITIVE OPERATION

A large 4.3" TFT color capacitive touchscreen provides full operational control of the amplifier. The user interface is clear and easy to navigate, providing large touch buttons and a practical edit knob, with high-contrast menus designed to avoid any ambiguity in very bright, or sunny environments. Proprietary RDNNet Over Ethernet Management Network and OSC protocol compatibility allow the sound system engineer to have complete remote control of the amplifier.



FULLY SELF-PROTECTING AND DESIGNED ON AN "AUDIO-AT-ALL-TIMES" PRINCIPLE

XPS is self-protected and continues to operate regularly in challenging conditions. All fault protection features are implemented individually for each channel. The universal power supply adapts to a wide range of AC power, from 110 VAC single-phase to 380 VAC three-phase @50/60 Hz, allowing their use in many different countries and venues.

FINE TUNING FEATURES

The XPS digital architecture features advanced proprietary FIRPHASE filters, BMC woofer excursion management, fine-tuning algorithms such as BASS Shaper, Air Compensation and Mid-Low Correction. The amplifier includes output delays of up to 4000ms in increments of 0.10 ms and various filters and crossovers, such as Dynamic PEQ and High/Low-pass filters.

DIGITAL SIGNAL PROCESSING

Combining high-quality AD/DA converters at 96 kHz, two 40-bit floating-point SHARC DSP chips running at 96 kHz for audio processing and two more 32-bit DSP chips for signal routing, the internal DSP board ensures linear and low-noise operation over the entire frequency range.



GTX 12

THREE-WAY
LINE ARRAY
MODULE

The GTX 12 is a 3-way line array module for large-scale, high-demanding touring and install applications, indoors and outdoors. Equipped with eight best-in-class transducers, it offers excellent playback quality and optimized directivity. Up to 24 GTX 12 modules can be suspended on a single fly-bar.

148 DB MAX SPL

4 X 6" NEO MIDRANGE DRIVERS

2 X 3" TITANIUM DOME, NEO COMPRESSION DRIVERS

2 X 12" NEO WOOFERS, 3.5" V.C.

90° X 10° 4PATH WAVEGUIDE

DESIGNED TO OPERATE WITH XPS 16K AMPLIFIER
(up to 3 modules per amp unit)

**DURABLE AND LIGHTWEIGHT CABINET CONSTRUCTION,
POLYUREA COATING**

**HEAVY DUTY, POWDER COATED, CUSTOM PERFORATED
FRONT GRILLE**

2 X P-COM 8 POLE BAYONET CONNECTORS
(Gold coated, CA-COM compatible, IP 68)

UNLEASHING THE POWER OF PRECISION

THE TOUR SOUND SOLUTION

GTX 12 evolved from TT+ Audio's continued effort to deliver powerful and trustworthy sound reinforcement systems for demanding sound providers. Whether for large concerts, festivals or permanent installations, the GTX 12 system delivers the best possible audio experience, surpassing any product TT+ Audio has ever created.

THE POWER OF SYMMETRY

The symmetrical multi-ply enclosure design and component topology produce consistent coverage from left to right. Symmetrical component positioning and special DSP crossover filtering provide constant directivity and perfect continuity of the hemicylindrical wave directivity without lobes and discontinuities. Frequency modulations are avoided by the optimized active crossover design.



HIGH FREQUENCY

Boasting two 3" rugged titanium dome compression drivers with a high flux density neodymium magnet, a 3-inch voice coil and the exceptional capabilities of the 4PATH waveguide, the HF section effectively capitalizes on its low crossover point, resulting in a phase-coherent coverage of 90° x 10°.

MID FREQUENCY

Critical mid-range frequencies rely on the high output design of the four 6-inch neodymium midrange transducers with 2" voice coils in coplanar configuration, with minimal power compression characteristics and low harmonic distortion.

LOW FREQUENCY

Two 12" HyperVented woofers with 3.5" inside-outside voice coils and high-grade neodymium magnets are the solid foundation of the GTX 12. High-damping cone materials and an extremely fast motor section provide remarkable dynamic range and detailed reproduction.

RIGGING HARDWARE

Optimized hardware for speed and efficiency, providing streamlined suspension with anti-rattle locks and a unique captive rear hinge bar mechanism that slips into the angle preset position in both Tension or Compression Modes.

GTX 10

TWO-WAY

LINE ARRAY MODULE

The GTX 10 is a 2-way line array module for medium to large-scale, high-demanding touring and install applications, indoors and outdoors. Equipped with three best-in-class transducers, it offers excellent reproduction quality and optimized directivity. Up to 24 GTX 10 modules can be suspended on a single fly-bar.

GTX 10
110° X 15°
COVERAGE

GTX 10P
70° X 15°
COVERAGE



143 dB MAX SPL

4" TITANIUM DOME, NEO COMPRESSION DRIVER

2 X 10" NEODYMIUM WOOFERS, 3" VOICE COIL

DESIGNED TO OPERATE WITH XPS 16K AMPLIFIER
(up to 6 modules per amp unit)

**TOUR-TESTED, WEATHER-RESISTANT PLYWOOD
ENCLOSURE WITH DURABLE POLYUREA COATING**

HEAVY DUTY, POWDER COATED,

CUSTOM PERFORATED FRONT GRILLE

3 X P-COM 8 POLE BAYONET CONNECTORS

(Gold plated, CA-COM compatible, IP 68)

TEN OUT OF TEN

TOUR-WORTHY WORKHORSE

The GTX 10 is the solution for medium-sized events where high scalability and fast deployment are required. While the GTX system is already the epitome of quality in the TT+ Audio catalog, the GTX 10 line array incorporates this philosophy fully, providing remarkable power and extreme clarity in a small and fast-to-deploy package.

POLYUREA COATING ADVANTAGES

All TT+ Audio enclosures are finished with a highly durable polyurea coating that provides excellent waterproofing and corrosion protection and withstands abrasion, impacts, and mechanical stress. Its extreme elasticity maintains flexibility even in low temperatures - perfect for enclosures prone to vibrations such as high-power subwoofers. It also exhibits strong chemical resistance and does not emit any VOCs (volatile organic compounds), making it environmentally friendly and safe for human health.



HIGH FREQUENCY

The 4-inch titanium dome compression drivers, equipped with high-current neodymium magnets, are designed to fully leverage the remarkable capabilities of the TRW-4PATH waveguide. As a result, the GTX10's 110° x 15° coverage is finely matched with the output of its woofers for perfect phase coherence.

LOW FREQUENCY

The low distortion, high output design of the two 10" HyperVented woofers ensure superb fidelity and high dynamic range. With 3.0" inside-outside voice coils and high flux density neodymium magnets, the fast, high-stiffness motor section provide high impact low frequency reproduction.

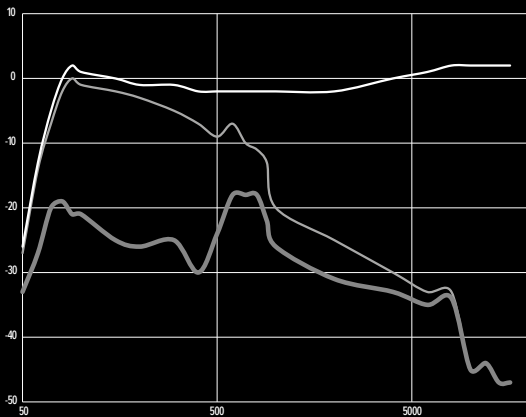
ENCLOSURE AND RIGGING HARDWARE

The sturdy weather-resistant birch multi-ply enclosure with durable polyurea coating features optimized hardware for speed and efficiency, with a rear hinge bar mechanism that slips into the angle preset position when hoisting the array. The optional cart (Model# KRT-WH 002) allows for the transport of four GTX 10 enclosures, with custom-designed protective covers for safe handling.

GTX 7C

COMPACT CARDIOID LINE ARRAY

The GTX 7C is an advanced cardioid line array module for high-performance sound reinforcement. Featuring digitally controlled directivity, the front and rear speakers are independently powered through separate audio channels, with precision DSP provided by the XPS power amplification platform. Rear attenuation averages 22 dB up to 600 Hz. A, passive, phase-optimized 900 Hz crossover manages HF distribution. FIRPHASE and BMC processing extend control across the operating range for consistent cardioid performance. The shock-absorbing polyurea-coated enclosure includes aluminum handles with rubber grips. GTX 7C is available in black or white.



GTX 7C Frequency Response Curve

— FRONT Frequency Response
— REAR - Unprocessed
— REAR - Cardioid

140 DB MAX SPL

120° X 10° LINEAR RESISTIVE WAVEGUIDE

22 DB REAR ATTENUATION (AVERAGE)

**SHOCK-ABSORBING, POLYUREA-COATED PU
ENCLOSURE**

**2 X 7" FRONT AND 2 X 5.5" REAR NEODYMIUM
WOOFERS**

**3.0" TITANIUM DOME, NEODYMIUM
COMPRESSION DRIVER**

**2 X SPEAKON STXX IP54 HEAVY-DUTY METAL
CONNECTORS**

DESIGNED TO OPERATE WITH XPS 16K AMPLIFIER
(8 modules per amp unit)

HIGH-PERFORMANCE ACOUSTIC DESIGN

GTX 7C introduces the new Linear Resistive Waveguide for efficient driver loading, accurate pattern control, broadband directivity and a flat hemicylindrical wavefront. The crossover operates before rear attenuation, ensuring a smoother transition with the woofers' radiation. A phase-coherent, symmetrical cone layout maintains time alignment, while the passive crossover is tuned for consistent response and phase behavior across the bands. FIRPHASE processing provides 0° linear-phase wavefront, reducing off-axis artefacts, smoothing the transition with the woofers' radiation and improving clarity across the operating range.

TT+ Audio designs its proprietary compression drivers with large-format voice coils, engineered to withstand a very low crossover point. This approach offers several advantages:

- The overall efficiency of the system is improved, resulting in higher maximum SPL
- LRW directivity range is extended
- More precise vocal reproduction
- Rear attenuation is improved and distortion at MF is reduced

ACTIVE CARDIOID TECHNOLOGY

While the physical configuration of woofers in traditional cardioid designs provides basic rear sound cancellation, it is often constrained by specific frequency limitations and relies on a passive approach: using a single or pair of transducers driven from the same audio channel. In contrast, TT+ Audio's active cardioid systems feature independently driven front and rear speakers with extensive DSP capabilities.



KEY ADVANTAGES

IDEAL PRIMARY CARDIOID ATTENUATION

Because front and rear transducers are driven separately, speaker placement can be optimized to achieve the best possible acoustic cardioid cancellation.

PRECISE REAR WAVE REJECTION


Speakers are digitally and dynamically aligned to perfectly cancel rear wave propagation, achieving up to 30 dB front-to-rear rejection levels.

INDEPENDENT LIMITERS AND PROTECTIONS

This ensures maximum output with minimal distortion and allows each driver to operate at its optimal performance level.

WIDER FREQUENCY RANGE OF CARDIOID RADIATION

By adopting FiRPHASE technology, the cardioid effect is extended across a wider frequency range while achieving 0° linear phase response.





GTS 29

HIGH PERFORMANCE FLYABLE
SUBWOOFER

The GTS 29 is a dual 19" subwoofer module for the low-frequency extension in high-demanding touring and install applications, indoors and outdoors. Equipped with two high-excursion best-in-class transducers, it offers excellent reproduction quality and extreme sound pressure. The cabinet is provided with power connections on front and back panels for easy deployment in cardioid configuration. Up to 16 GTS 29 modules can be ground-stacked or flown on a single fly-bar.

144 dB MAX SPL

2 X 19" NEODYMIUM WOOFERS, 4" V.C.

3 HANDLES ON EACH SIDE

DESIGNED TO OPERATE WITH XPS 16K AMPLIFIER

(up to 4 modules per amp unit)

**TOUR-TESTED WEATHER-RESISTANT BIRCH PLYWOOD
ENCLOSURE WITH DURABLE POLYUREA COATING**

**HEAVY DUTY, POWDER COATED,
CUSTOM PERFORATED FRONT GRILLE**

**2 FRONT + 2 REAR P-COM 8 POLE BAYONET
CONNECTORS**

(Gold-plated, CA-COM compatible, IP 68)

DUAL 19" SUB

EVOLUTION OF LF PARADIGMS

The GTS 29 is the most versatile and powerful subwoofer ever built by TT+ Audio. This subwoofer incorporates the latest transducer technology from our labs and comes with a flyable, fast-to-deploy enclosure. Despite its small and lightweight footprint, the GTS 29 produces powerful yet articulate bass remaining true to even the most subtle low-frequency variations.

LAMINAR FLOW PORTS

With classic bass reflex ports, the air flow becomes turbulent, and the vortices become audible. All GTX / GTS loudspeakers have vented ports designed to achieve optimized aerodynamic (laminar flow) behavior of the air motion, resulting in increased efficiency, reduced distortion, and improved sound quality.



HYPERVENTED HIGH POWER 19" SUBWOOFER

The new unconventional motorstructure was requested by touring professionals for accurate low-frequency reproduction using a high excursion piston. The 19 inch cone size is the ideal balance between traditional high-speed 18" and the slower 21" and inherits the best characteristics of the two sizes. Employing lightweight aluminum core coils, high-damping cellulose cone material, composite spiders and a 4-layer inside-outside voice coil, the ultra-long excursion moving mass (67 mm / 2.6") gains high power with fast acceleration. The improved TT+ Audio's Hyperventated technology reduces power compression, heat and distortion.

ENCLOSURE AND RIGGING HARDWARE

The sturdy weather-resistant birch plywood enclosure with durable polyurea coating features optimized hardware for speed and efficiency, with anti-rattle mechanism for fast and safe suspension in both straight and reverse cardioid mode. A detachable cart can be secured to the front (Model# KRT-WH 003), and the stack cart can carry up to three GTS 29 enclosures (Model# KRT-WH 004), with custom-designed protective covers for safe handling.



GTS 19G

HIGH PERFORMANCE
SUBWOOFER

The GTS 19G is a single 19" subwoofer module for the low-frequency extension in high-demanding touring and install applications, indoors and outdoors. Equipped with one high-excursion best-in-class transducer, it offers excellent reproduction quality and extreme sound pressure. The cabinet is provided with P-COM power connections on back panels.

140 dB MAX SPL

19" NEO WOOFERS, 4" V.C.

2 SIDE HANDLES

DESIGNED TO OPERATE WITH XPS 16K AMPLIFIER
(8 modules per amp unit)

**DURABLE AND LIGHTWEIGHT CABINET
CONSTRUCTION, POLYUREA COATING**

**HEAVY DUTY, POWDER COATED,
CUSTOM PERFORATED FRONT GRILLE**

3 P-COM 8 POLE BAYONET CONNECTORS
(Gold coated, CA-COM compatible, IP 68)

SINGLE 19" SUB

POWER MEETS PORTABILITY



Configuration example with [2] GTS 19G and [1] Light Flybar

MODULAR SUSPENSION KIT

The modular Subwoofer Suspension Kit is engineered for extreme flexibility and safety in flown subwoofer configurations. Designed with high-strength steel components and compatible with various subwoofer models, the system supports secure suspension of up to 9 units while also enabling adaptability for cardioid configurations.

ENCLOSURE AND HARDWARE

The sturdy weather-resistant birch plywood enclosure with durable polyurea coating features two handles with rubber handgrips on each side and an M20 threaded pole mounts on top and side. A detachable cart can be secured to the front, with custom-designed protective covers for safe handling.

HYPERVENTED HIGH POWER 19" SUBWOOFER

The new unconventional motorstructure was requested by touring professionals for accurate low-frequency reproduction using a high excursion piston. The 19-inch cone size is the ideal balance between traditional high-speed 18" and the slower 21" and inherits the best characteristics of the two sizes. Employing lightweight aluminum core coils, high-damping cellulose cone material, composite spiders and a 4-layer inside-outside voice coil, the ultra-long excursion moving mass (67mm/2.6-inch safe peak-to-peak) gains high power with fast acceleration. The improved TT+ Audio's Hypervented technology reduces power compression, heat and distortion.

GTS 16C

FLYABLE CARDIOID SUBWOOFER

The GTS 16C is a high-performance, flyable cardioid subwoofer, ideal for installations that demand impactful low-frequency performance with controlled dispersion. Built with heavy-duty weatherproof plywood enclosure, it features a 16" neodymium front woofer and a 14" neodymium rear woofer. With integrated suspension hardware, the GTS 16C can be quickly flown or stacked. Equipped with two SpeakON STXX Series 4-pole IP54 heavy-duty metal connectors and capable of cascading up to three modules per XPS 16K channel, it provides reliable and robust low-frequency output. Includes aluminum handles with rubber grips and is available in black or white.



137 DB MAX SPL

16" NEODYMIUM WOOFER

14" NEODYMIUM REAR WOOFER

ACTIVE CARDIOID TECHNOLOGY

**TOUR-TESTED WEATHER-RESISTANT BIRCH PLYWOOD
ENCLOSURE WITH DURABLE POLYUREA COATING**

HEAVY-DUTY INTEGRATED RIGGING HARDWARE

**2 X SPEAKON STXX IP54 HEAVY-DUTY METAL
CONNECTORS**

**DESIGNED TO OPERATE WITH XPS 16K AMPLIFIER
(6 subs per amp unit)**



FORWARD-THINKING: PUSHING SOUND WHERE IT MATTERS

- Front-to-rear rejection of 20 to 30 dB, minimizing unwanted noise on stage.
- Decreased interference with reflective surfaces like walls and buildings.
- Reduced microphone bleed for cleaner stage sound.
- Wider frequency range attenuation, powered by FiRPHASE and BMC processing.
- Independent excursion limiters and protections, ensuring maximum output and system reliability.



DIRECTIONAL SUBWOOFER

Low frequencies are naturally omnidirectional, which can lead to unwanted energy buildup on stage, excessive reverberation in enclosed spaces, or noise pollution in open-air environments. A cardioid subwoofer, whether ground-stacked or flown, solves these issues by focusing bass energy towards the audience while significantly reducing rearward sound emissions. This targeted dispersion enhances clarity, improves low-frequency impact, and minimizes interference with microphones and stage monitors. By implementing active cardioid technology provided by TT+ Audio DSP processing, the GTS 16C delivers controlled, high-output bass exactly where it's needed.

RIGGING AND CABLING

Both GTX 7C and GTS 16C feature two SpeakON STXX Series 4-pole IP54 heavy-duty metal connectors. One XPS 16K unit (4 channels) drives a single stack of up to four [4] GTX 7C modules and [3] GTS 16C. The FLB60721 flybar is designed for flying an array of up to 16 GTX 7C modules or 8 GTS 16C subwoofers. Many configurations are possible when combining both GTX 7C modules and GTS 16C subwoofers in the same array, using FLB60721 or FLB60729 link bar. From lightweight array frames and extension bars to suspension bars, pole mount, transport carts, covers, and ground-stack solutions, GTX provides a comprehensive solution for any application.

GT 8

POINT SOURCE SPEAKER

The GT 8 is a versatile point source speaker engineered for precise sound coverage in high-powered professional audio applications. Its enclosure is constructed from durable, high-quality marine-grade plywood, housing two 8" neodymium woofers in a symmetrical configuration and a central 3" titanium-dome neodymium compression driver mounted on a rotatable magnetic constant-directivity TRW waveguide. The magnetic grille allows for easy waveguide rotation without tools, with easy inspection of the orientation from a lateral window. For scalable, high-performance sound reinforcement and a perfect match with GTX signature sound, it integrates seamlessly with XPS 16K amplifiers, supporting up to three speakers per amplifier channel or two speakers for high-performance output.



137 dB SPL MAX

50 - 20000 HZ FREQUENCY RANGE

110° X 50° CONSTANT DIRECTIVITY TRW WAVEGUIDE

HIGH-QUALITY PLYWOOD CABINET

2 X 8" NEODYMIUM WOOFERS

3" TITANIUM DOME, NEODYMIUM COMPRESSION DRIVER

UP TO 3 SPEAKERS FOR EACH XPS 16K CHANNEL

TOOL-FREE MAGNETIC ROTATABLE WAVEGUIDE

HIGH-PERFORMANCE ACOUSTIC DESIGN

Developed using Finite Element Analysis and validated in TT+ Audio's anechoic chambers, the GT 8 incorporates the innovative TRW (True Resistive Waveguide) to deliver efficient driver loading and precise pattern control. Its phase-coherent symmetrical arrangement of the cone transducers ensures optimal time alignment, while the passive crossover network is finely tuned to maximize dynamic response across frequency bands. Leveraging FIRPHASE optimization via the XPS amplifier's internal DSP, the transducers' radiation combines and emerges as a single 0° linear phase wavefront. This significantly minimizes off-axis distortions, enhancing clarity and delivering outstanding performance over the entire frequency range.



BUILT FOR HEAVY TOURING

GT 8 is built to endure the rigors of touring, featuring a robust plywood cabinet coated with a durable polyurea finish that provides exceptional waterproofing and scratch resistance. Ergonomic die-cast aluminum handles with rubber grips on the top and bottom ensure comfortable and secure handling. Quick-Fit M10 sockets on the top and bottom provide integration with various accessories, including horizontal and vertical brackets, subwoofer stack mounts, and pole mount adapters. The connection panel features two SpeakON STXX Series 4-pole IP54 heavy-duty metal connectors.

DETACH. ADAPT. DELIVER.

A magnetically detachable grille provides fast, tool-free access to internal components, while the TRW waveguide—secured by a high-strength magnetic assembly—can be effortlessly rotated to suit the application. With a 110° x 50° dispersion, it offers precise control over coverage. A side inspection window allows quick visual confirmation of the selected orientation.

GTX 10i

INSTALL TWO-WAY

LINE ARRAY MODULE

The GTX 10 Installation Series is a two-way line array system suitable for medium to large-scale, high-demanding, install sound applications, both indoors and outdoors. Equipped with three best-in-class transducers, it offers excellent reproduction quality and optimized directivity in three coverage options enabling precise customization for any project. The integrated rigging provides accurate inter-element splay angles between 0° and 30°, depending on module type. Up to 16 modules can be suspended on a single fly-bar. Designed to operate with XPS 16K four-channel DSP amplifiers, each of which is able to manage up to 6 modules.

GTX 10i

110° X 15°
COVERAGE

GTX 10Pi

70° X 15°
COVERAGE

GTX 10Wi

110° X 30°
COVERAGE



143 DB MAX SPL

4" TITANIUM DOME, NEO COMPRESSION DRIVER

2 X 10" NEODYMIUM WOOFERS, 3" VOICE COIL

DESIGNED TO OPERATE WITH XPS 16K AMPLIFIER
(up to 6 modules per amp unit)

TOUR-TESTED, WEATHER-RESISTANT BIRCH PLYWOOD
ENCLOSURE WITH DURABLE POLYUREA COATING

HEAVY-DUTY, POWDER-COATED, CUSTOM
PERFORATED FRONT GRILLE

IN / OUT SCREW TERMINAL CONNECTORS, UP TO 9
AWG CABLE

IP 55 PROTECTION GRADE (IP model)

ENVIRONMENTAL DURABILITY

The weather-resistant birch multi-ply enclosure, heavy-duty powder-coated steel grille, and installation-grade rigging hardware are engineered for long-term operation in harsh environments. A sealed connection panel supports secure hardwiring and reliable, permanent power distribution. All enclosures are finished with a high-durability polyurea coating, providing water, UV, and corrosion resistance, and high abrasion tolerance. For permanently exposed deployments, the dedicated IP model adds an IP55 protection rating and an additional acoustically transparent, water-repellent barrier behind the grille to further protect against rain, snow, and high humidity without compromising acoustic performance.



CERTIFIED SYSTEM COMPLIANT WITH EN 54

Engineered to meet one of the most stringent international standards for voice-alarm and emergency communication systems, GTX 10i ensures reliable operation under critical conditions. The EN 54-24:2008 certification verifies compliance with the demanding acoustic, mechanical, and environmental requirements defined for life-safety installations.

IP55 ENCLOSURE

The sturdy, weather-resistant birch multi-ply enclosure features optimized hardware for safety and adaptability, including a rear mechanism for angle selection. High-strength Strenx steel rigging hardware ensures secure deployment of up to 16 modules in tension or compression mode. Power connection is provided via a watertight screw terminal connection panel designed for cables up to 9 AWG. The powder-coated protective grille includes a protective foam layer. For enhanced weather resistance, the IP version offers an additional acoustically transparent, water-repellent fabric.

TTR 16K

COMPACT

TOURING RACK ASSEMBLY

TT+ Audio's amplification racks provide a seamless integration solution for your audio system. Featuring three XPS amplifiers, signal management panels, and optional high-speed Ethernet network switches, our racks ensure optimal protection and ventilation for the amplifiers. With robust and rugged connectors, convenient AC line input options, and an intelligent design, our racks guarantee optimal performance and reliability for your entire system.



ONE-OF-A-KIND AMPLIFICATION RACK

The TTR 16K from TT+ Audio is an all-in-one solution that simplifies the setup process for your event. With pre-engineered components specifically designed, the TTR 16K provides a turnkey amplification package. No assembly required. This frees up your technical team to focus on other important setup tasks.

TTR 16K-3 features AC power inputs and outputs, rugged S-COM and P-COM multipole connectors for signal and power, network switches for Dante audio transport and control network, and an easy-to-access XLR and AES/EBU patch-bay for rapid routing. The rack design also optimizes air ventilation between devices.



TTR 16K-1

- 3 RU DURABLE FLIGHT CASE**
- AC INPUT FOR US (110V) OR EU (240V)**
- P-COM CONNECTOR PARALLELED WITH NL4 AND NL2 SPEAKON ETHERCON CONNECTORS FOR DANTE AND CONTROL**
- COMPATIBLE FOR STACKING WITH TTR RACKS**
- ALL CONNECTORS ON FRONT PANEL**



TTR 16K-3

- 11 RU DURABLE FLIGHT CASE**
- AC INPUT FOR US (110V) OR EU (240V)**
- SIGNAL MANAGEMENT PANEL**
for 6 analog I/O and 4 AES/EBU I/O
- P-COM POWER CONNECTIONS**
- S-COM SIGNAL CONNECTIONS**

EASY ROUTE

The TTR 16K handles a variety of venues and systems. With Dante network connections, XLR patchbay on the front panel which replicates all signals from the S-COM 19 connector, and AES EBU connectors, the system engineer can route signals on the fly, creating parallel connections or complex routings between amplifiers. For more accurate routing and amplifier control, RDNet software is always ready to manage system parameters, internal amplifier routing and the internal DSPs.

EASY-TO-CONFIGURE, ALL-IN-ONE SOLUTION

The TTR 16K from TT+ Audio is an all-in-one solution that simplifies the setup process for your event. With pre-engineered components specifically designed, the TTR 16K provides a turnkey amplification package. No assembly required. This frees up your technical team to focus on other important setup tasks.

RDNET

SOUND SYSTEM MANAGEMENT AND
CONTROL SOFTWARE



RDNet is a powerful network and control platform to manage small to arena-sized sound systems and large-scale installations. Based on a robust management and monitoring network for TT+ Audio devices, RDNet includes system control tools, a line array design platform, and a complete audio analyzer in one software package.

RDNet provides intuitive management of every connected device/object on the network for touring and installed audio systems. A network user can control all DSP settings of each compatible device, including automated system alignment and advanced subwoofer configurations, from a single object to groups of objects.



RDNET OVER ETHERNET

RDNet-OE is the latest evolution of RDNet Networked Management for compatible products. Each XPS amplifier provides four Ethernet ports on the rear panel making it easy to integrate the system into any existing Ethernet infrastructure. For example, XPS amplifiers in separate rooms within a facility can be managed via the facility's Ethernet network.

NEW V5 FEATURES

The latest release includes a new seamless workflow and grouping of self- and externally-powered systems, with optimized and faster device discovery via quick drag and drop, in order to easily manage hybrid systems. The improved user interface features an advanced EQ visualization with amplitude/phase response and a new cloud infrastructure to save/recall projects and measurements remotely.

RDSHAPE

3D SYSTEM DESIGN AND MODELING

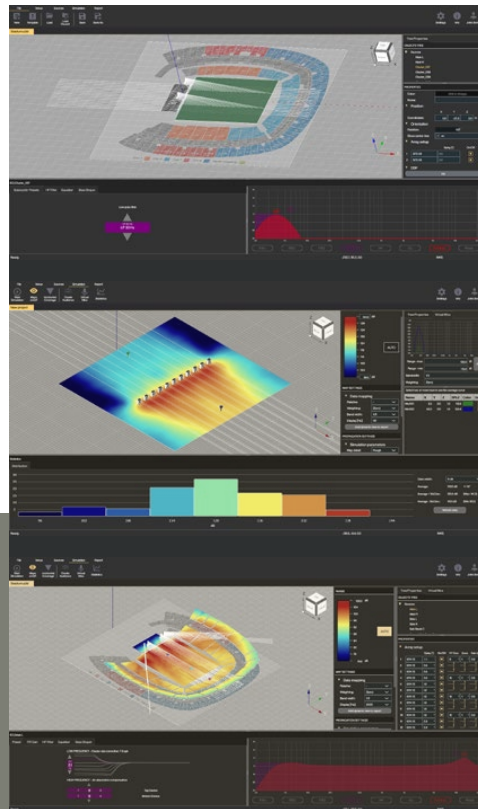


KEY FEATURES

- **Accurate Acoustic Simulation** - Predict SPL and frequency response across audience areas, enabling finely tuned performance for every seat.
- **Comprehensive System Design** - Use the autoplay feature for optimal line array angles and evaluate subwoofer configurations with virtual microphones.
- **Rigging & Safety Integration** - Access detailed rigging data, including load, fly bar strength, pick points, and weight distribution, ensuring safe and efficient installations.
- **3D Venue Modeling** - Define audience planes and simulate sound propagation with a full 3D venue visualization, including IR-based virtual microphone measurements.
- **Streamlined Workflow** - Leverage templates, import venue basemaps, and export key design elements as STEP (ISO 10303) or PDF files for seamless collaboration.
- **Advanced EQ & Filters** - Fine-tune system performance with FIRPHASE filters, Bass-Shaper, and EQ presets directly within the software.

PRECISION ACOUSTIC DESIGN

RDSHAPE is an advanced simulation software, purpose-built for acoustic modeling and system optimization of TT+ Audio speaker and subwoofer systems. Designed to streamline the design, setup, and tuning process, RDSHAPE is a versatile tool for touring professionals, venue designers, and sound engineers. Whether planning a small performance or a large-scale installation, RDSHAPE ensures precise predictions, seamless configuration, and robust safety compliance.



AMFG® EASE

In EASE, each loudspeaker is described by a system definition profile, known as a GLL file, containing the loudspeaker system's mechanical, electronic, and acoustic properties. TT+ Audio provides GLL files for all TT+ Audio loudspeakers. These GLL files can be shared with EASE and EASE Focus software for system design and acoustic simulation.

ON-AXIS AUDIENCE AREA MODELING IOS APP

Ok-Sound's On-Axis app supports fast measurement workflows and pairs with Bluetooth laser distance meters. On-Axis projects can be exported in RDSHAPE's native file format, providing complete compatibility with RDSHAPE.

STREAMLINED CONNECTIVITY

WATERPROOF CABLING

With rugged S-COM connectors for the signal and P-COM connectors for audio power output, the cabling process is effortless. Our TTR 16K rack offers parallel S-COM 19 pin audio input connectors for balanced analog inputs and multiple P-COM 8 pin output connectors to feed power to the loudspeakers directly. This streamlined cabling ensures efficient and reliable audio connectivity, making the setup trouble-free.

The TTR 16K Touring Rack offers two parallel S-COM connectors that provide six balanced analog inputs and three P-COM connectors for the audio power output that go directly to the loudspeakers and can feed, respectively: 3 GTX 12 or 6 GTX 10 or 4 GTS 29.



RIGGING AND TRANSPORTATION

High-strength Strenx steel rigging hardware allows for secure deployment of up to 24 GTX two-way and three-way modules and up to 16 GTS subwoofer modules. Precise adjustment of angles can be set on the ground. Modules automatically slip into the correct position as the array is hoisted. The GTX 12 also features Compression mode for auto-lock when compressed using the compression bar. A GTX system creates the desired coverage based on the splay angle settings suggested by Shape D3D, ensuring a trouble-free installation process.



TENSION MODE

In Tension mode, modules are added and pinned to their final positions as the array is assembled on the ground, without requiring any compression frames, chains or lever hoists. One engineer can set angles and hoist the system directly from the cart.

COMPRESSION MODE

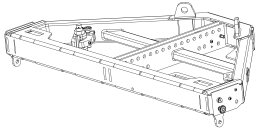
In Compression mode (GTX 12 only), arrays are assembled to hang straight (no curvature), and a lever hoist is used to compress the array and create the final shape. In this case, a secondary lever hoist is not needed since the array can maintain its shape without an external compression force.

TRANSPORTATION

GTS subs can be transported using the three-module cart or the front-hooking wheel-board. GTX 10 and GTX 12 are provided with four module dollies. Protective covers are available for safe handling and transport.

RIGGING

ACCESSORIES



FL-B 005

P/N 13360519

Flybar for GTX 12 plus 1x Pickup Tab with Shackle plus Mounting Bracket for inclinometer. Pins included. Flybar rigging 6 to 24 modules of GTX 12.



FL-B EXT 006

P/N 13360556

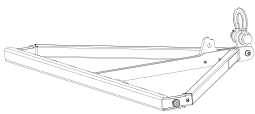
Extension bar to complete the flybar to manage the hanging of multiple GTX 12 modules. Shackles, Pins, and cable hook included.



FL-B PK 007

P/N 13360561

Pickup Tab with Shackle for GTX 12. To be added to the flybar when rigging with two motors. Pins included. One piece for every flybar, only when using two motors.



FL-B CMP 001

P/N 13360526

Compression fly bar for GTX 12



FL-B CMP KIT 002

P/N 13360563

Pullback accessories kit.
It includes chains and wrench for the pull-back.



HOIST SPACING CHAIN CH 001

P/N 13360129

Hoist Connector Chain to distance the chain hoist and the chain bag from the flybar.



SAFETY CHAIN CH 002

P/N 13360128

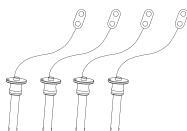
To be added to the flybar to provide a secondary safety (especially when the cluster is suspended with a single motor).
One piece for every flybar is suggested.



AZM-BR 2X

P/N 13360351

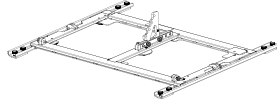
Azimut bracket. Two pieces.
To be added for horizontal array control.



QL-PIN 006

P/N 13360562

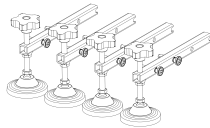
4 x quick lock pins for GTX 12 front/back rigging points and GTS 29 link.



STCK-KIT 001

P/N 13360555

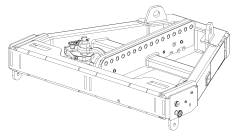
Stacking Kit for GTX 12 line array. Allows for stacking 4 GTX 12 modules on a flat surface or on GTS 29 subwoofers. The accessory includes a locking mechanism to ensure stable positioning on GTS 29 and 2 outriggers to increase the stability of the system.



STCK-KIT 004

P/N 13360631

4 x height-adjustable leveling feet for ground stack applications designed for GTX 12 (KRT-WH 001) and GTS 29 (KRT-WH 004) heavy-duty transport carts.



FL-B 006

P/N 13360508

Flybar for GTX 10 plus one pickup tab with shackle plus stacking bar plus mounting bracket for inclinometer. Pins included.



FL-B EXT 007

P/N 13360558

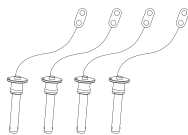
Extension bar to augment the flybar to manage the hanging of multiple GTX 10 modules.



FL-B PK 012

P/N 13360625

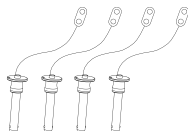
Pickup Tab with shackle for GTX 10. To be added to the flybar when rigging with two motors. Pins included. One piece for every flybar only when using two motors.



QL-PIN 007

P/N 13360613

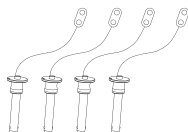
4 x quick lock pins for GTX 12 rear link flybar, pickup flybar, and extension bar. Dimensions: Ø 12.6 mm - L. 32 mm.



QL-PIN 008

P/N 13360626

Quick lock pins front (4) / AC pin flybar. Dimensions: Ø 9.5 mm - L. 21 mm.



QL-PIN 009

P/N 13360627

Quick lock pins back (4) / AC pin flybar. Dimensions: Ø 9.5 mm - L. 27 mm.



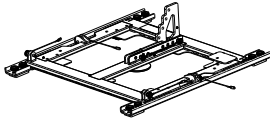
QL-PIN 011

P/N 13360634

Quick lock pins back (4) / AC pin flybar. Dimensions: Ø 9.5 mm - L. 31 mm.

RIGGING

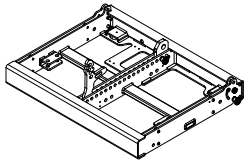
ACCESSORIES



STCK-KIT 003

P/N 13360630

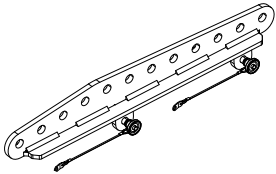
Stacking Kit for GTX 10 line array. Allows for stacking 4 GTX 10 modules on a flat surface or on subwoofers GTS 29 or GTS 19G. The accessory includes a locking mechanism to ensure stable positioning on GTS 29 and 2 outriggers to increase the stability of the system.



FLB60721

P/N 13360721

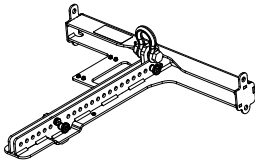
Rigging frame designed for suspending up to 16 GTX 7C modules or 8 GTS 16C subwoofers. Supports hybrid configurations with both GTX and GTS elements. Pins included.



FLB60723

P/N 13360723

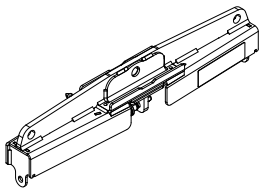
Extension bar for the FLB60721 fly bar, enabling complex cluster configurations and precise load distribution. Designed to facilitate either single-point, two-point front-to-back or side-by-side suspension methods. The extension bar can extend to the front or the rear of the frame to accommodate both up-tilt and down-tilt aiming options. Pins included.



FLB60737

P/N 13360737

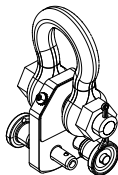
Compact rigging frame designed for suspending up to 8 modules of the GTX 7C cardioid line array. It can also serve as a stacking base. Includes Fly Bar Pickup Tab with Shackle and Pins.



FLB60729

P/N 13360729

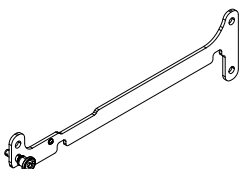
Interconnection bar for hybrid GTX 7C and GTS 16C configurations. Compatible for use with FLB60737 light flybar. Used in fixed installations as a frontal suspension bar in conjunction with the FLB60745 Fly Bar Pickup Tab, it allows safe suspension and accurate GTX 7C array inclination.



FLB60745

P/N 13360745

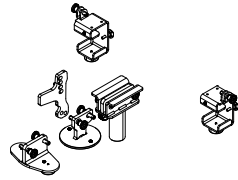
Auxiliary rigging tab with integrated shackle for dual-motor suspension and advanced tilt control. Designed to attach to the main fly bar, it increases lifting safety, load stability, and array angle precision. When used with the FLB60729 Link Bar, connected to the lower array element, it enables precise throw adjustment. Pins included.



FLB60761

P/N 13360761

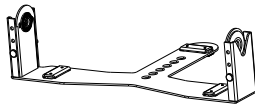
The FLB60761 link bar attaches to the sides of the FLB60721 flybar and allows TT+Audio GTX 7C Compact Cardioid Line Array modules to be suspended beneath a flown stack of TT+Audio GTS 16C Cardioid Subwoofers. Two link bars are included.



STK60764

P/N 13360764

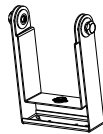
Accessory kit for pole-mounting up to two GTX 7C modules or stacking on subwoofers such as GTS 19G. Please refer to the manual for installation. Designed for use with FLB60737 light fly bar. Pins included.



STK60726

P/N 13360726

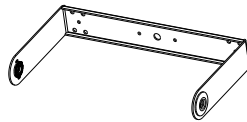
This kit enables the horizontal stacking of a GT 8 speaker on a flat surface or a subwoofer equipped with an M10 pole thread or locking point. It features a Quick-Fit mechanism for secure positioning and allows the speaker to be tilted to the desired angle. Equipped with non-slip feet for maximum stability.



VBR60724

P/N 13360724

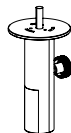
Vertical bracket for GT 8 speaker ceiling or wall mounting



HBR60725

P/N 13360725

Horizontal bracket for GT 8 speaker wall mounting



PMK60678

P/N 13360678

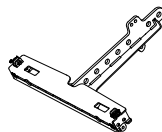
This adapter is used to mount loudspeakers on standard 35 mm diameter pole commonly used for loudspeaker stands. Pole not included.



PM-KIT M20

P/N 13360067


Adjustable pole for subwoofer



FLB60649

P/N 13360649

Lightweight fly-bar for GTX 10 Install Series line array modules.



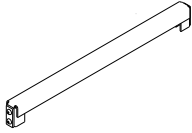
FL-B 007

P/N 13360564

Fly-bar for rigging up to 16 GTS 29 modules. Pins included.

RIGGING

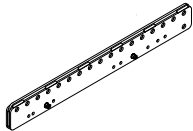
ACCESSORIES



FLB60677

P/N 13360677

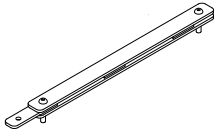
Top spacer engineered to align flown systems, enhancing structural stability precisely. Each package includes two spacers.



FLB60676

P/N 13360676

Universal flybar designed for flexible subwoofer rigging. Each package includes two flybars.



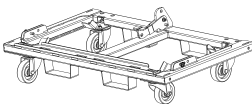
FLB60673

P/N 13360673

Side suspension brackets designed for flexible subwoofer rigging. Each package includes 8 brackets.

TRANSPORTATION

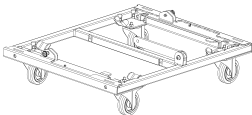
ACCESSORIES



KRT-WH 001

P/N 13360537

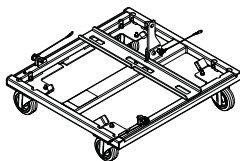
Heavy-duty cart to safely transport up to four GTX 12 modules. Four wheels included, pins included.



KRT-WH 002

P/N 13360509

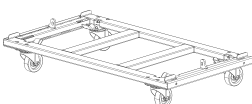
Heavy-duty cart to safely transport up to four GTX 10 modules. Four wheels included, pins included.



CRT60731

P/N 13360731

Touring cart designed specifically for the safe transport of four TT+ GTX 7C line array modules.



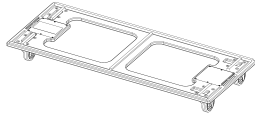
KRT-WH 004

P/N 13360565

Heavy-duty cart to safely transport up to three GTS 29 module.

TRANSPORTATION

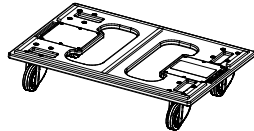
ACCESSORIES



KRT-WH 003

P/N 13360520

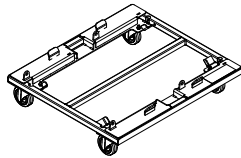
Detachable front wheel board for GTS 29 including 4 x 100 mm wheels.



KRT-WH 005

P/N 13360568

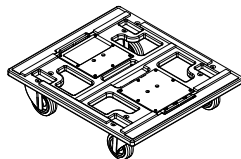
Detachable front wheel board for GTS 19G including 4 x 100 mm wheels.



CRT60732

P/N 13360732

Touring cart designed specifically for the safe transport of three TT+ GTS 16C Subwoofer modules.



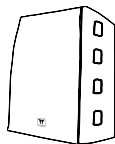
CRT60733

P/N 13360733

Detachable front wheel board for GTS 16C.

COVERS

ACCESSORIES



CVR 001

P/N 13360557

Large cover for four GTX 12 modules mounted on a cart (tension and compression mode) with the flybar.



CVR 002

P/N 13360559

Large cover for four GTX 10 modules mounted on a cart.



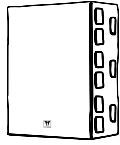
CVR60730

P/N 13360730

The CVR60730 is a protective transport cover specifically designed for a stack of four TT+ Audio GTX 7C Compact Cardioid Line Array modules, typically while mounted on their dedicated transport wheels cart.

COVERS

ACCESSORIES



CVR 006

P/N 13360566

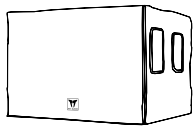
Large padded cover for three GTS 29 subwoofer modules mounted on a cart (Model# KRT-WH 004).



CVR 007

P/N 13360567

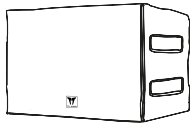
Padded cover for single subwoofer GTS 29.



CVR 008

P/N 13360570

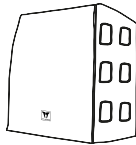
Padded cover for single subwoofer GTS 19G



CVR60735

P/N 13360735

Padded cover for single subwoofer GTS 16C.



CVR60734

P/N 13360734

Padded cover for three subwoofers GTS 16C.



CVR60741

P/N 13360741

Padded cover for GT 8

CABLES

ACCESSORIES



CBL 002

P/N 12399072

0,7 m (2.3 ft.) P-COM 8 Cable. 8 x 2,5 mm (14 AWG) cable to link GTX modules.



CBL 003

P/N 12399073

1 m (2.9 ft.) P-COM 8 Cable. 8 x 4 mm (12 AWG) cable to connect GTX or GTS modules.

CABLES

ACCESSORIES



CBL 005

P/N 12399075

25 m (82 ft.) P-COM 8 Cable. 8 x 4 mm (12 AWG) cable to connect GTX or GTS modules with TTR 16K Touring Rack.



CBL 004

P/N 12399074

10 m (32.8 ft.) P-COM 8 Cable. 8 x 4 mm (12 AWG) cable to connect GTX or GTS modules with TTR 16K Touring Rack.



CBL 009

P/N 12399080

4 m (13 ft.) P-COM 8 Cable. 8 x 4 mm (12 AWG) cable to connect GTX or GTS modules.



CN-KIT 006

P/N 12399076

Adapter for the connection between two P-COM 8 cables.



CBL 006

P/N 12399077

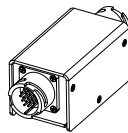
2 m (6.6 ft.) S-COM 19 cable.
It allows six analog channel signal connections between two TTR 16K Touring Racks.



CBL 007

P/N 12399078

30 m (98.4 ft.) S-COM 19 cable. It allows six analog channel signal connections between two TTR 16K Touring Racks.



CBL 008

P/N 12399079

Adapter for the connection between two S-COM 19 cables.



CBL ETHERCON 0.7M

P/N 12399016

CAT 5E etherCON cable 0.7 m.



CBL ETHERCON 1.5M

P/N 12399017

CAT 5E etherCON cable 1.5 m.



CBL ETHERCON 3M

P/N 12399035

CAT 5E etherCON cable 3 m.

CABLES

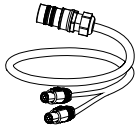
ACCESSORIES



CBL ETHERCON 5M

P/N 12399018

CAT 5E etherCON cable 5 m.



CBL 010

P/N 12399082

Cable adapter to directly connect XPS 16K amplifiers to GTX/GTS modules without using PD32A/EU or PD 30A/US Power Distribution Boxes.



CBL99099

P/N 12399099

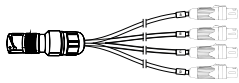
Cable adapter to connect TTR 16K power rack to GTX 7C modules, converting a male P-COM 8 connector into two NL4 Speakon connectors. The NL4 cables have different lengths: 1m and 2m. Additionally, a P-COM 8 (male-to-female) extension cable of any available length is needed to complete the connection to the speaker.



CBL99100

P/N 12399100

Cable adapter to connect TTR 16K power rack to GTX 7C / GTS 16C modules, converting a male P-COM 8 connector into two NL4 Speakon connectors. The NL4 cables are 5m long. Additionally, a P-COM 8 (male-to-female) extension cable of any available length is needed to complete the connection to the speaker.



CBL99101

P/N 12399101

Cable adapter to connect TTR 16K power rack to GT or any mono-amplified modules, converting a male P-COM 8 connector into four NL2 Speakon connectors. The NL2 cables are 10m long. Additionally, a P-COM 8 (male-to-female) extension cable of any available length is needed to complete the connection to the speaker.



CBL99102

P/N 12399102

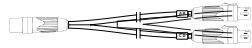
Cable adapter to connect TTR 16K power rack to GT or any mono-amplified modules, converting a male P-COM 8 connector into four NL2 Speakon connectors. The NL2 cables are 4, 6, 8, 10m long. Additionally, a P-COM 8 (male-to-female) extension cable of any available length is needed to complete the connection to the speaker.



CBL99103

P/N 12399103

A cable adapter required to convert an NL4 male (NL4M) connector into two NL2 female (NL2F) connectors. The two NL2-terminated cables have different lengths: 1m and 2m.



CBL99104

P/N 12399104

A cable adapter required to convert an NL4 male (NL4M) connector into two NL2 female (NL2F) connectors. The two NL2-terminated cables have 1m length.



CBL99105

P/N 12399105

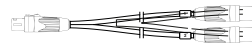
A NLT4F terminated cable 0,4m long. Ideal to link two GTX 7C modules.



CBL99106

P/N 12399106

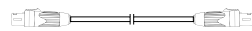
A NLT4F terminated cable 0,8m long. Ideal to link two GTS 16C modules.



CBL99109

P/N 12399109


A cable adapter required to convert an NL4 female (NL4F) connector into two NL2 male (NL2M) connectors. The two NL2-terminated cables have 1m length.



CBL99134

P/N 12399134

A NLT4F terminated cable 4,0m long. Ideal to link two GTX 7C or GTS 16C modules.



CBL99135

P/N 12399135

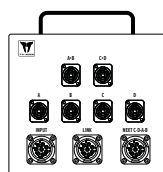
A NLT4F terminated cable 10,0m long. Ideal to link two GTX 7C or GTS 16C modules.



CBL99136

P/N 12399136

A NLT4F terminated cable 25,0m long. Ideal to link two GTX 7C or GTS 16C modules.



PAN99137

P/N 12399137

Speaker Breakout Box: is designed to convert the proprietary P-COM multi-pin connector format to standard NL4 or NL2 Speakon connectors. The box also features a pass-through function, allowing it to daisy-chain the original P-COM signal to the next speaker using the dedicated P-COM "LINK" or "NEXT" output connector.

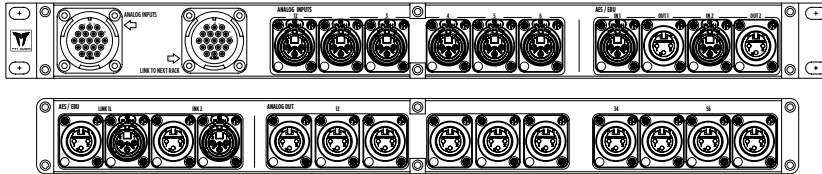
ELECTRONICS

ACCESSORIES

SD 6/4 SIGNAL DISTRIBUTION BOX

P/N 17100019

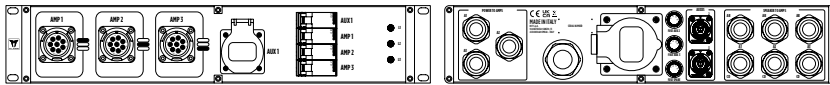
SD 6/4 is an input signal box that distributes the signals from S-COM 19 connector or the six female XLR connectors on the front panel to ten male XLRs on the back panel. Inputs 1 and 2 are respectively paralleled to three XLR connectors on the back panel. The four AES/EBU IN/OUT connectors are linked to the back panel.



PD 32A AC POWER DISTRIBUTION BOX

P/N 17100016

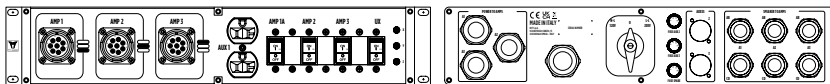
PD 32A is an AC power distribution box that can distribute power to three XPS 16K amplifiers and auxiliary services. The rackmount chassis is 2RU high. It is powered by a 1.5m long cord equipped with a 32 A CEE 5-pin plug and includes a 32 A CEE 5-pin socket in order to connect a second rack at 230V. The front panel offers one AUX Schuko power inlet and three P-COM 8 connectors as power signal distribution for each group of loudspeakers. The back panel offers two powerCON AUX inlets.



PD 30A AC POWER DISTRIBUTION BOX

P/N 17100018

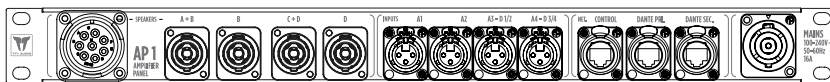
PD 30A distributes power to three XPS 16K amplifiers in a 19" RACK and provides auxiliary power. The 2RU, 370mm deep box is made of 1.5mm sheet metal. It is powered by a 1.5m cord with a 30A five-pole NEMA L21-30P plug; power can be 120V N-L or 208V L-L. Each XPS 16K supply has a 30A breaker to interrupt the line and ends in a Neutrik NAC3FC-HC connector. The three sends have different lengths to optimize wiring. A 20A breaker is upstream of the front auxiliary. The other two auxiliaries are on phases Y and Z with fuses. Front auxiliary is a double NEMA 5-15 socket (AUX1). Back auxiliaries are 2 NEUTRIK POWERCON NAC3MPB (AUX 2 and 3). 3 neon indicators show phase presence. 6 speakon NL4 cables optimize wiring of the amplifiers inside the rack and connect to 3 P-COM 8 poles connectors on the front.



AP1 SINGLE AMPLIFIER PANEL

P/N 12399095

The AP1 rack panel is specifically designed to efficiently connect a single amplifier inside a dedicated 3-unit rack, ensuring all necessary signal, power, and speaker connections are easily accessible and organized within this form factor. This setup provides a streamlined and professional solution for managing complex audio systems while saving space and maintaining a clean installation in professional environments.



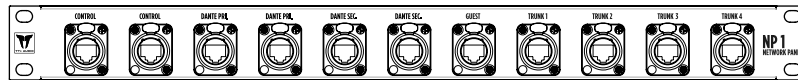
TOURING RACK

ACCESSORIES

NP1 NETWORK PANEL

P/N 12399092

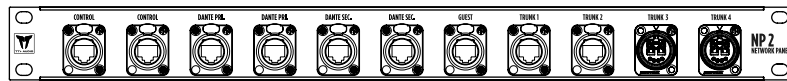
The NP1 Network panel is equipped with 11 Ethercon feed-through connectors, making it an ideal solution for establishing stable copper-based connections (such as CAT5 or CAT6 cables). Its primary application is completing the TT+ TTR 16K rack by providing reliable networking links to XPS 16K amplifiers and external Ethernet switches. This panel is designed for situations that demand high-quality audio signal distribution and network management in professional audio setups, ensuring optimal performance and connectivity.



NP2 NETWORK PANEL

P/N 12399093


The NP2 Network panel is a versatile connection interface that offers 9 feed-through Ethercon connectors for robust copper cabling and 2 OpticalCon connectors for fiber optic connections, specifically utilizing optical multimode LC fiber optic cables. This network panel is ideally suited for integrating with the TT+ TTR 16K rack, allowing seamless connection to XPS 16K amplifiers and external Ethernet switches. Its design ensures reliable data transfer, making it ideal for high-performance audio systems that require stable, high-speed networking solutions in demanding environments.



BP1 BREAKOUT PANEL

P/N 12399096

The BP1 breakout panel is designed for professional audio applications, specifically for managing analog and AES (Audio Engineering Society) digital signals. It features two LK19 connectors, each distributing to 6 flying cables with XLRF (female) connectors. Additionally, the panel includes XLRM (male) connectors mounted on the front, specifically for AES digital audio use, connected to flying cables with XLRF connectors on the back for output.





RCF XPS 16K / 16KD

FOUR CHANNEL DSP AMPLIFIER

P/N EU: XPS 16K 12100037 - XPS 16KD 12100064
 US: XPS 16K 12100074 - XPS 16KD 12100075
 UK: XPS 16K 12100076 - XPS 16KD 12100077

TECHNICAL SPECIFICATIONS

Model AMPLIFIER SPECIFICATIONS

Amplifier Class:
 Output power
 (EIAJ 8:32 all channels driven):
 Frequency Response (-3 dB):
 SNR Analog inputs (unweighted):
 SNR Digital inputs (unweighted):
 Crosstalk:
 THD+N (20 Hz - 20000 Hz,
 1000 W @ 4 ohm):
 Gain (linear mode @ 0 dB):
 Damping factor (@ 4 ohm, 20 Hz - 1500 Hz):
 Max burst length
 (@ 50 Hz, CF = 7 dB, 4 ohm, 1% THD+N):

	XPS 16K	XPS 16KD
		D
		4 x 4000 W @ 2.7 ohm
		4 x 2600 W @ 4 ohm
		4 x 1400 W @ 8 ohm
		20 Hz - 23000 Hz
		>111 dB
		>115 dB
		<70 dB
		<0.2 %
		32 dB
		>95
		200 ms

INPUT SECTION

Total number of inputs:
 Line inputs:
 Line connectors:
 Digital inputs:
 Digital connectors:
 Digital type:
 General Purpose Inputs (GPI):
 Programmable GPI:
 Photo-coupled GPI:

	8	16
		4
		XLR
	4	12
	XLR	Ethercon, XLR
	AES/EBU	AES/EBU, DANTE
		2
		Yes
		2

OUTPUT SECTION

Signal output number:
 Signal output connectors:
 Power output connectors:
 General Purpose Outputs (GPO):
 Programmable GPO:

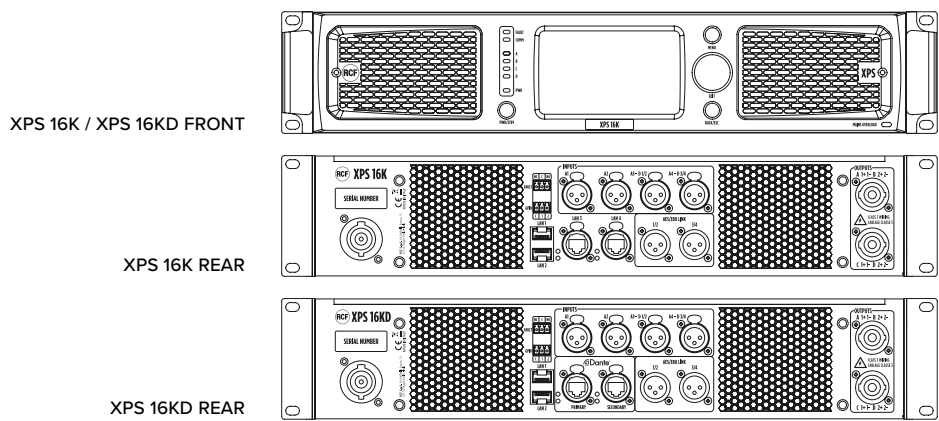
	4
	XLR
	Speakon
	3
	Yes

PROCESSING

DSP:
 EQ Filters:
 Advanced algorithms:
 Compressors:
 Delay:
 Tone controls:
 High-pass filter:
 Crossover:
 Automatic Gain Control (ACG):

2 SHARC, 40-bit floating point, 96 kHz
 2 ADAU, 32-bit fixed point, 96 kHz
 Peaking | HI/LO-shelving | HI/LO-pass
 (Butterworth, Linkwitz-Riley, Bessel)
 FIRPHASE technology | BASS shaper |
 air compensation | mid-low correction |
 driver excursion control | dynamic PEQ |
 multiband compressor | pilot tone detection
 | backup recovery strategy | impedance load
 measurement
 RMS limiter | dynamic compressor | power
 limiter | thermal compressor
 0 - 4000 ms (each channel)
 Yes
 10 Hz - 1000 Hz
 2500 - 3500 Hz
 Yes

Model		XPS 16K	XPS 16KD
CONFIGURATION AND CONTROL	Configuration:	Front panel touch screen, PC Software	
	Network:	Gigabit ethernet	
	RCF speakers presets:	Yes	
	Priority:	Yes	
	Protocols for system integration:	Proprietary OSC based protocol, Q-SYS	
PROTECTIONS	RDNet:	Yes	
	Cooling:	Cooling Forced. Short circuit, Thermal, DC, Fuses, VHF (Very High Frequencies)	
OPERATING CONDITIONS	Temperature range - Continuous operation:	-5°C - +40°C / +23°F - +104°F	
	Temperature range - Reduced output power:	-5°C to +50°C / +23°F to +122°F	
	Fan noise idle:	<35 dBA	
	Fan noise max:	<64 dBA	
POWER REQUIREMENT	Operating voltage:	90-240 V~ 50/60Hz	
	Nominal current AC @ 100-120 V:	30 A	
	Nominal current AC @ 220-240 V:	16 A	
	Stand by power consumption:	20 W	
	Idle power consumption:	90 W	
	Power consumption:	5800 W	
	Main fuse:	Internal	
STANDARD COMPLIANCE	Fuses Model:	-	F 315 mA H 100 V
	Safety agency:	CE compliant	
PHYSICAL SPECIFICATIONS	Cabinet/Case Material:	Metal	
	Handles:	2 metal handles for rack mount	
	Color:	Black - RAL 9005	
	Rack mounting:	19", 2U	
SIZE / WEIGHT	Height:	88.7 mm / 3.49 inches	
	Width:	482 mm / 18.98 inches	
	Depth:	482.4 mm / 18.99 inches	
	Weight:	15 kg / 33.07 lbs	



XPS 16K / XPS 16KD FRONT

XPS 16K REAR

XPS 16KD REAR



GTX 12

THREE-WAY LINE ARRAY MODULE

P/N 13000804

TECHNICAL SPECIFICATIONS

ACOUSTICAL SPECIFICATIONS

Frequency Response (-10 dB): 35 Hz - 20 kHz
 Max SPL @ 1 m: 148 dB
 Horizontal coverage angle: 90°
 Vertical coverage angle: 10°

POWER SECTION

Amplification: Quad-amp
 Nominal Impedance LF: 8 ohm
 Nominal Impedance LF2: 8 ohm
 Nominal Impedance MF: 8 ohm
 Nominal Impedance HF: 16 ohm

TRANSDUCERS

Compression Driver: 2 x 1.4" neo, 3" v.c.
 Midrange: 4 x 6.5" neo, 2" v.c.
 Woofer: 2 x 12" neo, 3.5" v.c.

INPUT/OUTPUT SECTION

Input connectors: P-COM 8POLE
 Output connectors: P-COM 8POLE

STANDARD COMPLIANCE

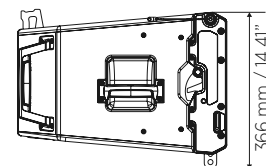
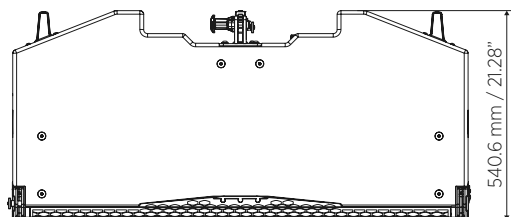
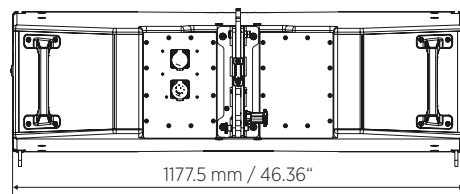

Safety agency: CE compliant

PHYSICAL SPECIFICATIONS

Cabinet/Case Material: Birch plywood
 Hardware: Array fittings
 Handles: 1 x side, 2 rear
 Grille: Steel with clothing
 Color: Black

SIZE / WEIGHT

Height: 366 mm / 14.41 inches
 Width: 1177.5 mm / 46.36 inches
 Depth: 540.6 mm / 21.28 inches
 Weight: 63 kg / 138.89 lbs





GTX 10

TWO-WAY LINE ARRAY MODULE

P/N 13000796

TECHNICAL SPECIFICATIONS

ACOUSTICAL SPECIFICATIONS

Frequency Response (-10 dB): 42 Hz - 20 kHz
Max SPL @ 1 m: 143 dB
Horizontal coverage angle: 110°
Vertical coverage angle: 15°

POWER SECTION

Amplification: Bi-Amp
Nominal Impedance LF: 8 ohm
Nominal Impedance HF: 8 ohm

TRANSDUCERS

Compression Driver: 1 x 1.4" neo, 4" v.c.
Woofers: 2 x 10" neo, 3" v.c.

INPUT/OUTPUT SECTION

Input connectors: P-COM 8POLE
Output connectors: P-COM 8POLE

STANDARD COMPLIANCE

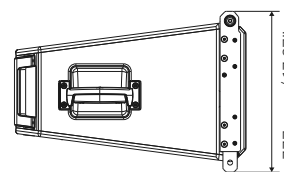
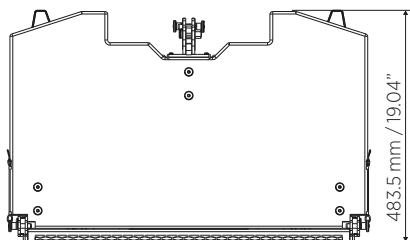
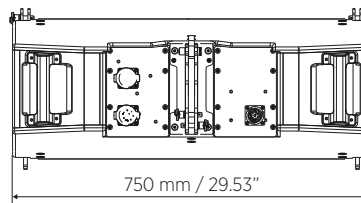

Safety agency: CE compliant

PHYSICAL SPECIFICATIONS

Cabinet/Case Material: Birch plywood
Hardware: Array fittings
Handles: 1 x side, 2 rear
Grille: Steel with clothing
Color: Black

SIZE / WEIGHT

Height: 337 mm / 13.27 inches
Width: 750 mm / 29.53 inches
Depth: 483.5 mm / 19.04 inches
Weight: 31.5 kg / 69.45 lbs





GTX 10P

TWO-WAY LINE ARRAY MODULE

P/N 13000994

TECHNICAL SPECIFICATIONS

ACOUSTICAL SPECIFICATIONS

Frequency Response (-10 dB):	42 Hz - 20 kHz
Max SPL @ 1 m:	143 dB
Horizontal coverage angle:	70°
Vertical coverage angle:	15°

POWER SECTION

Amplification:	Bi-Amp
Nominal Impedance LF:	8 ohm
Nominal Impedance HF:	8 ohm

TRANSDUCERS

Compression Driver:	1 x 1.4" neo, 4" v.c.
Woofers:	2 x 10" neo, 3" v.c.

INPUT/OUTPUT SECTION

Input connectors:	P-COM 8POLE
Output connectors:	P-COM 8POLE

STANDARD COMPLIANCE

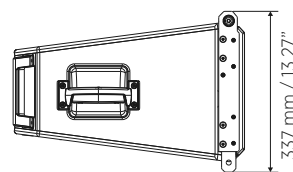
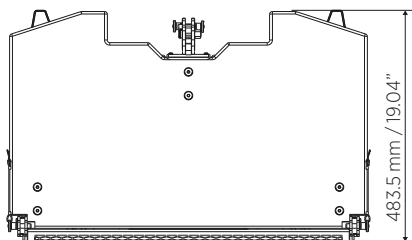
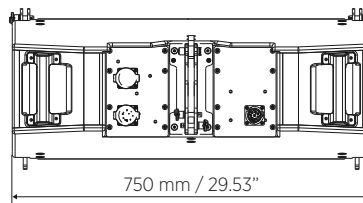

Safety agency:	CE compliant
----------------	--------------

PHYSICAL SPECIFICATIONS

Cabinet/Case Material:	Birch plywood
Hardware:	Array fittings
Handles:	1 x side, 2 rear
Grille:	Steel with clothing
Color:	Black

SIZE / WEIGHT

Height:	337 mm / 13.27 inches
Width:	750 mm / 29.53 inches
Depth:	483.5 mm / 19.04 inches
Weight:	31.5 kg / 69.45 lbs





GTX 7C

COMPACT CARDIOID LINE ARRAY

P/N 13000863

TECHNICAL SPECIFICATIONS

ACOUSTICAL SPECIFICATIONS

Frequency Response (-10 dB):	50 Hz - 20000 Hz
Max SPL @ 1 m:	140 dB
Horizontal coverage angle:	120°
Vertical coverage angle:	10°

POWER SECTION

Amplification	Bi-Amp
Nominal Impedance LF	8 ohm
Nominal Impedance LF+HF Front (ohm)	8 ohm
Crossover Frequencies	800Hz
Nominal Impedance HF	8 ohm
Nominal Impedance LF Rear (ohm)	8 ohm

TRANSDUCERS

Compression Driver	1 x 1.4" neo, 3" v.c
Woofer	2 x 7.0" neo, 2" v.c
Rear Woofer	2 x 5.5" neo, 2" v.c

INPUT/OUTPUT SECTION

Input connectors:	speakON® NL4 STXX
Output connectors:	speakON® NL4 STXX

STANDARD COMPLIANCE

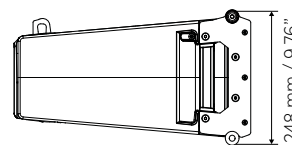
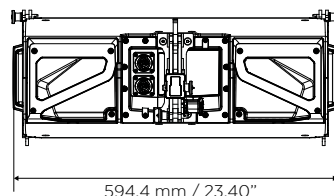
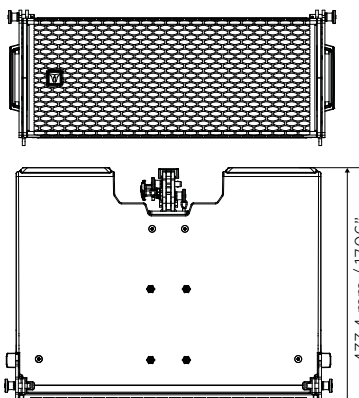
Safety agency:	CE compliant
----------------	--------------

PHYSICAL SPECIFICATIONS

Cabinet/Case Material:	Structural Polyurethane
Hardware:	Array fittings
Handles:	1 x side, 2 rear
Grille:	Steel with clothing
Color:	Black

SIZE / WEIGHT

Height:	248 mm / 9.76 inches
Width:	595 mm / 23.43 inches
Depth:	433 mm / 17.05 inches
Weight:	24.5 kg / 54.01 lbs





GTS 29

HIGH-PERFORMANCE SUBWOOFER

P/N 13000820

TECHNICAL SPECIFICATIONS

ACOUSTICAL SPECIFICATIONS

Frequency Response (-10 dB): 25 Hz - 200 Hz
Max SPL @ 1 m: 144 dB

POWER SECTION

Amplification: Full Range
Nominal Impedance LF: 8 ohm
Nominal Impedance LF2: 8 ohm

TRANSDUCERS

Woofer: 2 x 19" neo, 4" v.c.

INPUT/OUTPUT SECTION

Input connectors: P-COM 8POLE
Output connectors: P-COM 8POLE

STANDARD COMPLIANCE

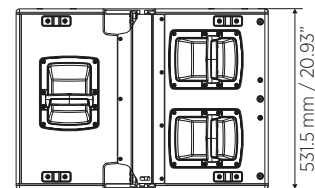
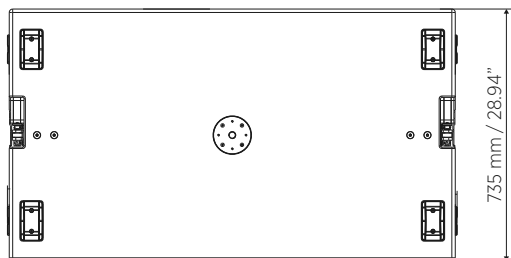
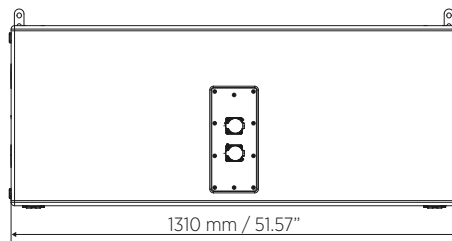
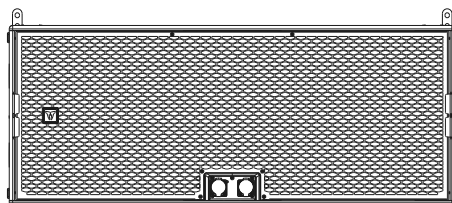
Safety agency: CE compliant

PHYSICAL SPECIFICATIONS

Cabinet/Case Material: Birch plywood
Hardware: Suspension Fittings, M20 Socket
Handles: 3 x side
Grille: Steel with clothing
Color: Black

SIZE / WEIGHT

Height: 531.5 mm / 20.93 inches
Width: 1310 mm / 51.57 inches
Depth: 735 mm / 28.94 inches
Weight: 96 kg / 211.64 lbs





GTS 19G

HIGH PERFORMANCE SUBWOOFER

P/N 13000862

TECHNICAL SPECIFICATIONS

ACOUSTICAL SPECIFICATIONS

Frequency Response (-10 dB): 28 Hz - 200 Hz
Max SPL @ 1 m: 140 dB

POWER SECTION

Amplification: Full Range
Nominal Impedance LF2: 8 ohm

TRANSDUCERS

Woofer: 1 x 19" neo, 4.0" v.c

INPUT/OUTPUT SECTION

Input connectors: P-COM 8POLE
Output connectors: P-COM 8POLE

STANDARD COMPLIANCE

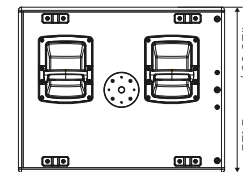
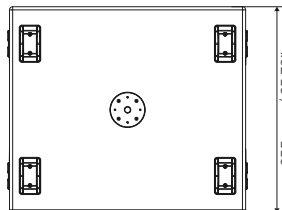
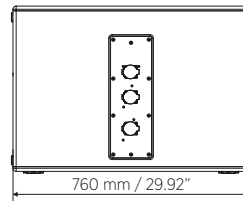

Safety agency: CE compliant

PHYSICAL SPECIFICATIONS

Hardware: M20 Socket
Handles: 2 x side
Color: Black

SIZE / WEIGHT

Height: 531.5 mm / 20.93 inches
Width: 760 mm / 29.92 inches
Depth: 655 mm / 25.79 inches
Weight: 48.5 kg / 106.92 lbs





GTS 16C

HIGH-PERFORMANCE FLYABLE CARDIOID SUBWOOFER

P/N 13000915

TECHNICAL SPECIFICATIONS

ACOUSTICAL SPECIFICATIONS

Frequency Response (-10 dB): 25 Hz - 200 Hz
Max SPL @ 1 m: 137 dB

POWER SECTION

Amplification: Full Range
Nominal Impedance LF: 8 ohm
Nominal Impedance LF Rear (ohm): 8 ohm

TRANSDUCERS

Woofer: 1 x 16" neo, 4." v.c
Rear Woofer: 1 x 14" neo, 4." v.c

INPUT/OUTPUT SECTION

Input connectors: Speakon® NL4
Output connectors: Speakon® NL4

STANDARD COMPLIANCE

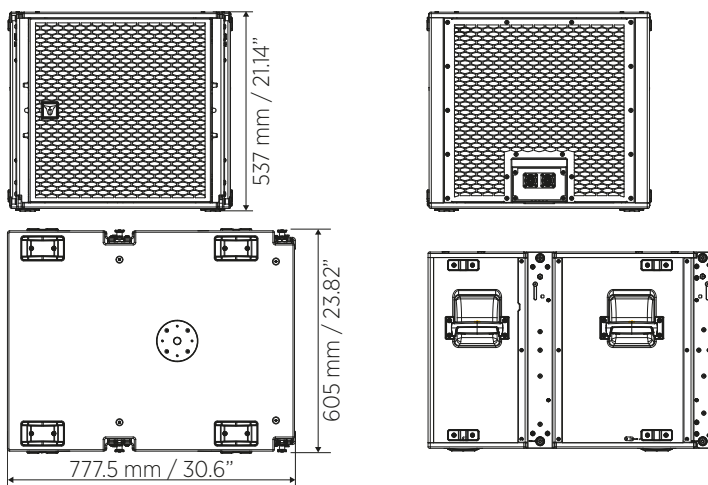
Safety agency: CE compliant

PHYSICAL SPECIFICATIONS

Cabinet/Case Material: Birch plywood
Hardware: Suspension Fittings
Handles: 2 x side
Pole mount/Cap: M20 thread
Grille: Steel with clothing
Color: Black

SIZE / WEIGHT

Height: 537 mm / 21.14 inches
Width: 605 mm / 23.82 inches
Depth: 777.5 mm / 30.61 inches
Weight: 73 kg / 160.94 lbs





GT 8

TWO-WAY LINE ARRAY MODULE

P/N 13000918

TECHNICAL SPECIFICATIONS

ACOUSTICAL SPECIFICATIONS

Frequency Response (-10 dB):	50 Hz - 20000 Hz
Max SPL @ 1 m:	137 dB
Horizontal coverage angle:	110°
Vertical coverage angle:	50°

POWER SECTION

Amplification:	Full Range
Nominal Impedance LF:	8 ohm
Nominal Impedance HF:	8 ohm
Recommended Amplifiers:	XPS 16K, XPS 16KD

TRANSDUCERS

Compression Driver:	1 x 1.4" neo, 3.0" v.c
Woofers:	2 x 8" neo, 2.5" v.c.

INPUT/OUTPUT SECTION

Input connectors:	Speak-on NL4
Output connectors:	Speak-on NL4

STANDARD COMPLIANCE

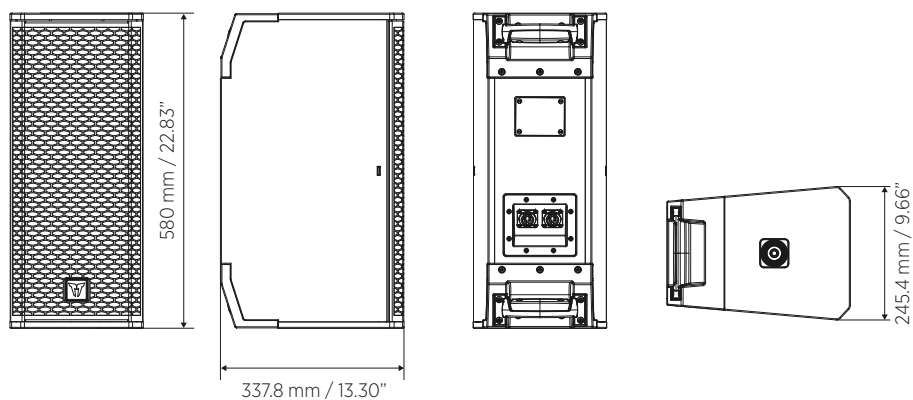
Safety agency:	CE compliant
----------------	--------------

PHYSICAL SPECIFICATIONS

Hardware:	2X M10 Top and Bottom - 2X PIN D.10
Pole mount/Cap:	Quick-fit socket
Color:	Black
Handles:	2 Top and Bottom

SIZE / WEIGHT

Height:	580 mm / 22.83 inches
Width:	245.4 mm / 9.66 inches
Depth:	337.8 mm / 13.30 inches
Weight:	18.7 kg / 41.23 lbs





GTX 10i

INSTALLATION TWO-WAY LINE ARRAY MODULE

P/N GTX 10i 13000864
GTX 10i IP 13000919

TECHNICAL SPECIFICATIONS

ACOUSTICAL SPECIFICATIONS

Frequency Response (-10 dB): 42 Hz - 20000 Hz
Max SPL @ 1 m: 143 dB
Horizontal coverage angle: 110°
Vertical coverage angle: 15°

POWER SECTION

Amplification: Bi-amp
Nominal Impedance LF: 8 ohm
Nominal Impedance HF: 8 ohm
Recommended Amplifiers: XPS 16K, XPS 16KD

TRANSDUCERS

Compression Driver: 1 x 1.4" neo, 4.0" v.c.
Woofers: 2 x 10" neo, 3.0" v.c.

INPUT/OUTPUT SECTION

Input connectors: Screw Terminals
Output connectors: Screw Terminals

STANDARD COMPLIANCE

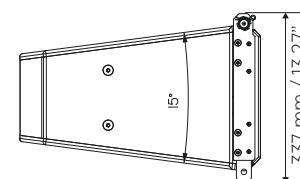
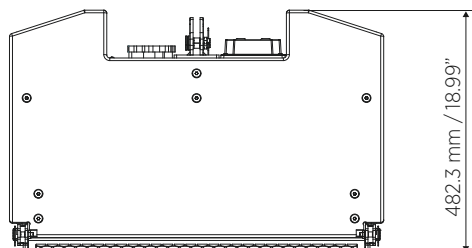
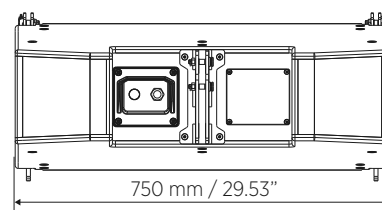

Safety agency: CE compliant

PHYSICAL SPECIFICATIONS

Hardware: Array fittings
Color: Black

SIZE / WEIGHT

Height: 337 mm / 13.27 inches
Width: 750 mm / 29.53 inches
Depth: 482.3 mm / 18.99 inches
Weight: 33 kg / 72.75 lbs





GTX 10Pi

INSTALLATION TWO-WAY LINE ARRAY MODULE

P/N GTX 10Pi 13000865
GTX 10Pi IP 13000920

TECHNICAL SPECIFICATIONS

ACOUSTICAL SPECIFICATIONS

Frequency Response (-10 dB): 42 Hz - 20000 Hz
Max SPL @ 1 m: 143 dB
Horizontal coverage angle: 70°
Vertical coverage angle: 15°

POWER SECTION

Amplification: Bi-amp
Nominal Impedance LF: 8 ohm
Nominal Impedance HF: 8 ohm
Recommended Amplifiers: XPS 16K, XPS 16KD

TRANSDUCERS

Compression Driver: 1 x 1.4" neo, 4.0" v.c
Woofers: 2 x 10" neo, 3.0" v.c.

INPUT/OUTPUT SECTION

Input connectors: Screw Terminals
Output connectors: Screw Terminals

STANDARD COMPLIANCE

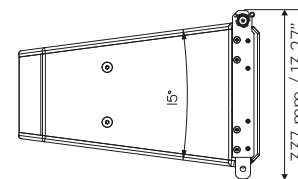
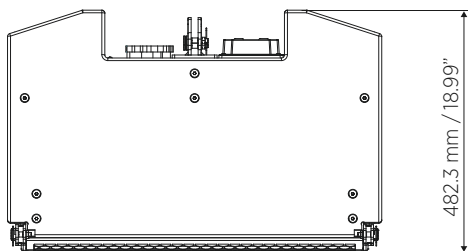
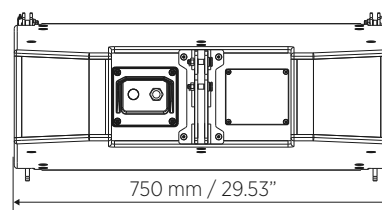

Safety agency: CE compliant

PHYSICAL SPECIFICATIONS

Hardware: Array fittings
Color: Black

SIZE / WEIGHT

Height: 337 mm / 13.27 inches
Width: 750 mm / 29.53 inches
Depth: 482.3 mm / 18.99 inches
Weight: 33 kg / 72.75 lbs





GTX 10Wi

INSTALLATION TWO-WAY LINE ARRAY MODULE

P/N GTX 10Wi 13000866
GTX 10Wi IP 13000921

TECHNICAL SPECIFICATIONS

ACOUSTICAL SPECIFICATIONS

Frequency Response (-10 dB): 42 Hz - 20000 Hz
Max SPL @ 1 m: 143 dB
Horizontal coverage angle: 110°
Vertical coverage angle: 30°

POWER SECTION

Amplification: Bi-amp
Nominal Impedance LF: 8 ohm
Nominal Impedance HF: 8 ohm
Recommended Amplifiers: XPS 16K, XPS 16KD

TRANSDUCERS

Compression Driver: 1 x 1.4" neo, 4.0" v.c
Woofers: 2 x 10" neo, 3.0" v.c.

INPUT/OUTPUT SECTION

Input connectors: Screw Terminals
Output connectors: Screw Terminals

STANDARD COMPLIANCE

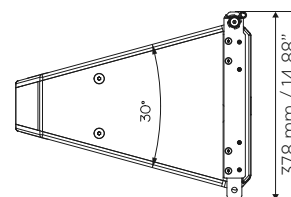
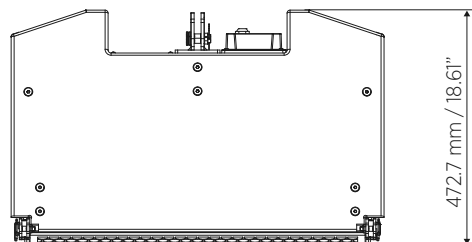
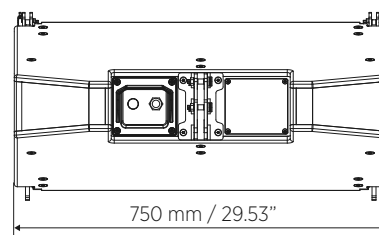

Safety agency: CE compliant

PHYSICAL SPECIFICATIONS

Hardware: Array fittings
Color: Black

SIZE / WEIGHT

Height: 378 mm / 14.88 inches
Width: 750 mm / 29.53 inches
Depth: 472.7 mm / 18.61 inches
Weight: 32.5 kg / 71.65 lbs





TTR 16K-3

TOURING RACK ASSEMBLY

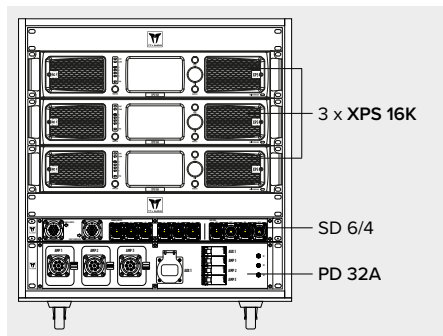
STANDARD COMPLIANCE
PHYSICAL SPECIFICATIONS
SIZE / WEIGHT

TTR 16K-3	EU	17100029
TTR 16K-3	US	17100041
TTR 16KD-3	EU	17100030
TTR 16KD-3	US	17100042

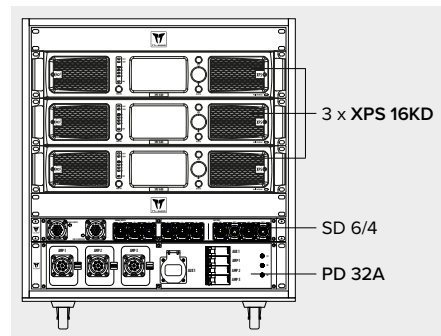
TECHNICAL SPECIFICATIONS

Safety agency:	CE compliant
Cabinet/Case Material:	Metal
Height:	750 mm / 29.53 inches
Width:	600 mm / 23.62 inches
Depth:	700 mm / 27.56 inches
Weight:	114.6 kg / 252.65 lbs

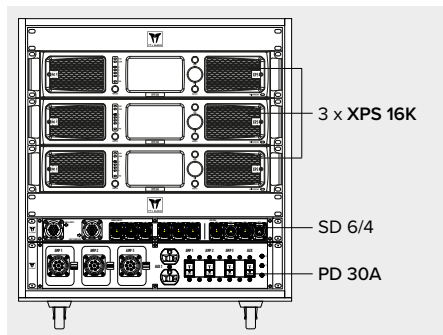
TTR 16K-3 EU 17100029



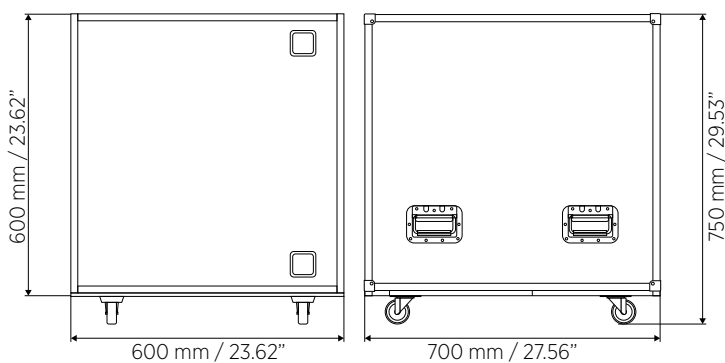
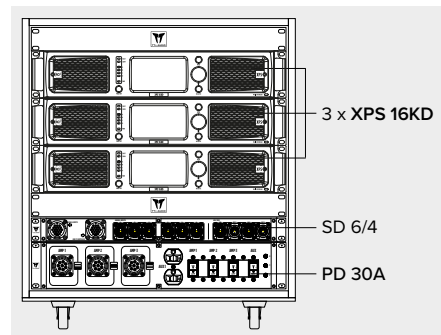
TTR 16KD-3 EU 17100030



TTR 16K-3 US 17100041



TTR 16KD-3 US 17100042





TTR 16K-1

TOURING RACK ASSEMBLY

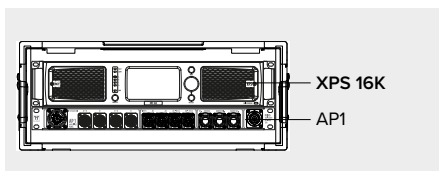
STANDARD COMPLIANCE
PHYSICAL SPECIFICATIONS
SIZE / WEIGHT

TTR 16K-1	EU	17100037
TTR 16K-1	US	17100039
TTR 16KD-1	EU	17100038
TTR 16KD-1	US	17100040

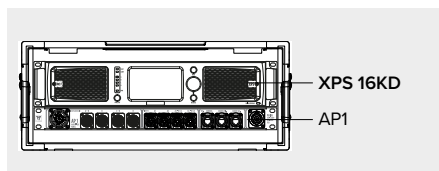
TECHNICAL SPECIFICATIONS

Safety agency:	CE compliant
Cabinet/Case Material:	Metal
Height:	240 mm / 9.45 inches
Width:	600 mm / 23.62 inches
Depth:	700 mm / 27.56 inches
Weight:	35.5 kg / 78.26 lbs

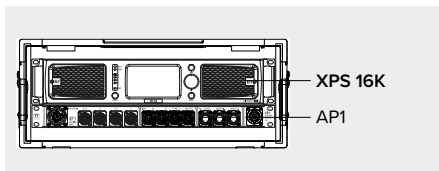
TTR 16K-1 EU 17100037



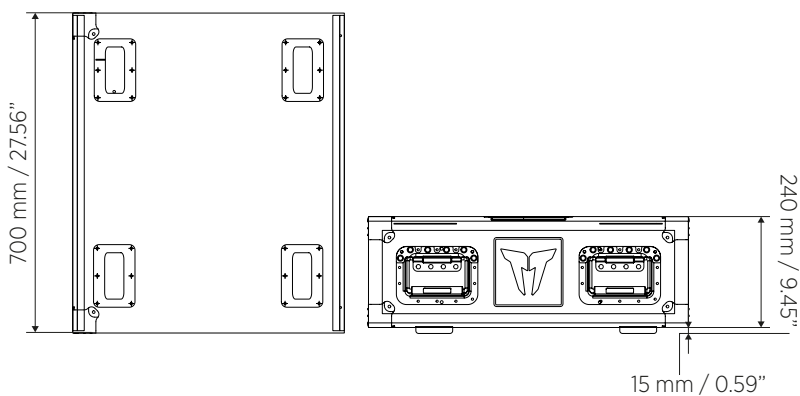
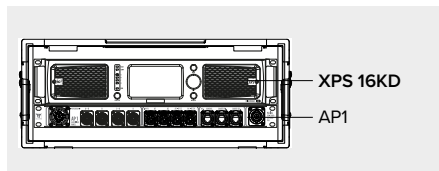
TTR 16KD-1 EU 17100038



TTR 16K-1 US 17100039



TTR 16KD-1 US 17100040





PD 32A / 30A

POWER DISTRIBUTION BOX

P/N EU: PD 32A 17100016 - US: PD 30A 17100018

TECHNICAL SPECIFICATIONS

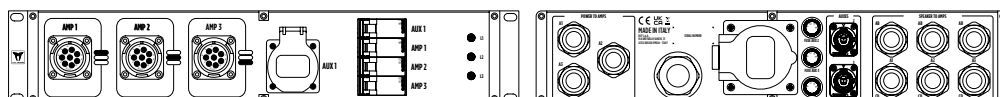
Model
GENERAL SPECIFICATIONS

	PD 32A	PD30A
Reference standard:	CEI EN 61439-1 (CEI 17-113) CEI EN 61439-2 (CEI 17-114)	-
Nominal voltage:	400 V	250 V
Nominal current:	32 A	30 A
Frequency:	50-60 Hz	50-60 Hz
Contemporary factor:	0.7	-
Power supply:	1 x INPUT via 1.5 m cable with male connector CEE 32A 400V IP44 3P+N+E	1 x INPUT via 1.5 m cable with NEMA L21-30P male connector 30A 120V-208V IP44 3P+N+E
General:	1 x Circuit breaker 4,5kA, 1P+N 10A, C 3 x Circuit breaker 4,5kA, 1P+N 32A, C 6 x INPUT via flying cables with Speakon NL4 connectors 3 x phase signal lamps	1 x Circuit breaker 4,5kA, 1P+N 10A, C 3 x Circuit breaker 4,5kA, 1P+N 32A, C 6 x INPUT via flying cables with Speakon NL4 connectors 3 x phase signal lamps
Distribution:	1 x plug CEE OUTPUT 16A 230V 50-60 Hz 2P+T 2 x auxiliary connectors AUX - PowerCon NAC3MPB-1 3 x OUTPUT via flying cables with connector PowerCon NAC3FCH 3 x OUTPUT via P-COM 8POLE 1 x plug CEE OUT 32A 230V 50-60 Hz 3P+N +T	2 x NEMA 5-15 OUTPUT 10A 110V 50-60 Hz 2P+T 1 x phase selector: N-L, L-L with OFF central position 2 x auxiliary connectors AUX - PowerCon NAC3MPB-1 3 x OUTPUT via flying cables with connector PowerCon NAC3FCH 3 x OUTPUT via P-COM 8POLE
Safety agency:	CE compliant	-
Cabinet/Case Material:	Metal	Metal
Color:	Black	Black
Rack mounting:	19", 2U	19", 2U
Height:	88 mm / 3.46 inches	88 mm / 3.46 inches
Width:	482 mm / 18.98 inches	482 mm / 18.98 inches
Depth:	270 mm / 10.63 inches	270 mm / 10.63 inches
Weight:	3.5 kg / 7.72 lbs	3.5 kg / 7.72 lbs

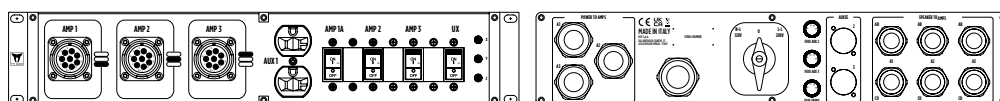
STANDARD COMPLIANCE
PHYSICAL SPECIFICATIONS

SIZE / WEIGHT

PD 32A



PD 30A





SD 6/4 BOX

SIGNAL DISTRIBUTION BOX

GENERAL SPECIFICATIONS

STANDARD COMPLIANCE

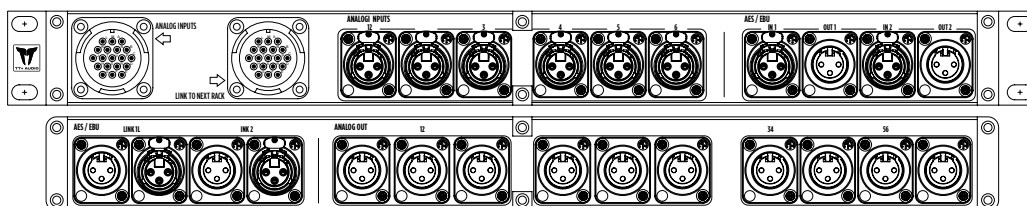
PHYSICAL SPECIFICATIONS

SIZE / WEIGHT

P/N 17100019

TECHNICAL SPECIFICATIONS

Front connectors:	1x Analog input 6 channel connector (SCOM 19 pin) 1x Analog Link 6 channel connector (SCOM 19 pin) 6x Analog XLR input connector (female XLR 3 pin) 2x AES input (female XLR 3 pin) 2x AES output (male XLR 3 pin)
Rear connectors:	3x Analog XLR output connector (male XLR 3 pin) 3x Analog XLR output connector (male XLR 3 pin) 4x Analog XLR output connector (male XLR 3 pin) 2x AES output (male XLR 3 pin) - LINK 2x AES input (female XLR 3 pin) - LINK
Safety agency:	CE compliant
Cabinet/Case Material:	Steel
Color:	Black
Rack mounting:	19", 1U
Height:	44 mm / 1.73 inches
Width:	480 mm / 18.9 inches
Depth:	370 mm / 14.57 inches
Weight:	3.5 kg / 7.72 lbs





AP1

SINGLE AMPLIFIER PANEL

P/N 12399095

TECHNICAL SPECIFICATIONS

GENERAL SPECIFICATIONS

Front connectors: P-COM 8-pin paralleled with 4 NL4 connectors, for amplifier output channels
4 XLR female for analog and AES/EBU inputs
3 EtherCON for Ethernet-based control and audio networking
32A power connector

Rear connectors: 2 flying NL4s for easy amplifier connections
4 flying XLR male cables to the amplifier's inputs
32A power cord for high-current power connection

STANDARD COMPLIANCE

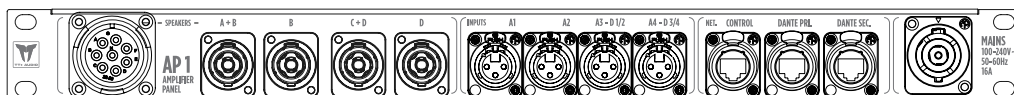
Safety agency: CE compliant

PHYSICAL SPECIFICATIONS

Cabinet/Case Material Steel
Color Black
Rack mounting 19", 1U

SIZE / WEIGHT

Height: 44 mm / 1.73 inches
Width: 480 mm / 18.9 inches
Weight: 0.47 kg / 1.04 lbs



REFERENCES

Events	Location	City	Country
Francesco De Gregori & Antonello Venditti	Arena di Veona	Rome	Italy
Niccolò Fabi	Arena di Verona	Verona	Italy
Una, Nessuna, Centomila	RCF Arena	Reggio Emilia	Italy
Ligabue Campovolo	RCF Arena	Reggio Emilia	Italy
Ligabue in Arena	Arena di Verona	Verona	Italy
Hertzainak	Bizkaia Arena	Bilbao	Spain
Ligabue Tour 2023	Olimpico Roma	Rome	Italy
Ligabue Dedicato a Noi	-	Rome	Italy
Italia Loves Romagna	RCF Arena	Reggio Emilia	Italy
Zucchero - Diavolo in Me	RCF Arena	Reggio Emilia	Italy
Porretta Soul Festival	Rufus Thomas Park	Porretta Terme, Bologna	Italy
Ligabue - Indoor Arena Rock	Unipol Arena	Bologna	Italy
Snow Queen	Theater Liberi	Dortmund	Germany
Kieler Woche	Kiellinie promenade	Kieler	Germany
De Nacht	't Bau Huis	Sint-Niklaas	Germany
Calle Ocho Festival	Little Havana	Miami, Florida	USA
Stunt Festival	Eext	Drenthe	Netherlands
Die Schneekönigin	Theater Dortmund	Dortmund	Germany
Lone Star Jam	Rock Round Amp	Austin, Texas	USA
Texas Eclipse Festival	Reveille Peak Ranch	Burnet, Texas	USA
Urban Fest 2024	Opiquad Arena	Monza	Italy
Freudenberg Group Event Schloss Biebrich	Freudenberg Castle	Wiesbaden	Germany
Ragnarok Festival	Stadthalle	Lichtenfels	Germany
Woodstock der Blasmusik	-	Ort im Innkreis	Austria
Tall Ships Races	Old City Harbour	Tallin	Estonia
REX Open Air - SAGA, Nazareth, Kee Marcello	Kloster Lorch	Lorsch	Germany
Sasha Concert	Lindenbrauerei	Unna	Germany
Juicy Beats Festival 2024	Westfalenpark	Dortmund	Germany

Events	Location	City	Country
Recklinghausen's Klassik Open	Rathausplatz	Recklinghausen	Germany
The 90s	Willingen Festival Grounds	Willingen	Germany
Fred Hammond	Tour	USA	USA
Jeep Beach	International Speedway	Daytona	USA
Baila Conmigo Fest	Miami Marine Stadium	Miami	USA
AC/DC's Power Up Tour	RCF Arena	Reggio Emilia	Italy
Amsterdam Dance Event	Aitana Hotel	Amsterdam	Netherlands
Placebo at the Monheimer Summer 2024	Baumberger Bürgerwiese	Monheim am Rhein	Germany
NPW Goes POP: Back to the 80s	Ruhrfestspielhaus	Recklinghausen	Germany
Waddesdon Manor Tribute Concerts	Waddesdon Manor	Buckinghamshire	France
Play Label Open Air	Place Poelaert	Brussels	Belgium
Ligabue - La Notte di Certe Notti	RCF Arena	Reggio Emilia	Italy
Lac du Crès	Solar Festival	Lac du Crès	France
New Year's Eve	Piazza del Campo	Siena	Italy
Clash & Roll Festival	California Baptist University	Riverside, California	USA
Light Up The Night	Cable Airport	Upland, California	USA
University Games Winner 2025	PalaOlimpico	Turin	Italy
Marbella Summer	Naô Pool Club	Marbella	Spain
Italian Song Festival - Sanremo	Piazza Colombo	Sanremo	Italy
CrossFire Stars e-Sports World Finals	Table Tennis stadium	Hangzhou	China
Lee Brice You, Me and My Guitar	Tour	USA	USA
Baoding Qian Chong Lang Music Festival	Shenzhen Sci-Tech Area	Baoding	China
AI Love Letter Nostalgia Concert	Huzhou Olympic Sports Center	Huzhou	China
XV ELX Jazz Festival 2025	Parque Municipal	Elche	Spain
Siente Santa Pola Xperience 2025 Festival	Auditorio El Palmeral	Santa Pola	Spain
The Grand Jam	Rudolf-Harbig-Stadion	Dresden	Germany
Mirano Summer Festival	Mirano sports complex	Mirano, Venice	Italy
Cornetto Battiti Live	Banchina Seminario	Molfetta, Bari	Italy

REFERENCES

Events	Location	City	Country
Monheimer Sommer	Baumberger Bürgerwiese	Monheim	Germany
Umbria Jazz Festival 2025	Piazza IV Novembre	Perugia	Italy
Koncerter og musikoplevelser	Pumpehuset	Copenhagen	Denmark
Saterland Open Air	-	Ramsloh	Germany
L'Affenkäfig Festival	Mendig airfield	Mendig	Germany
Woodstock der Blasmusik	-	Innkreis	Austria
Arena	Arena Zabrze	Zabrze	Polonia
Disco Club	Club Sala Queen	Mos, Pontevedra	Spain
Church	Cottonwood Creek Church	Allen, Texas	USA
Live Venue	Freemont Street Experience	Las Vegas, Nevada	USA
Live Venue, Bar, Restaurant	Jellyroll's Goodnight	Nashville, Tennessee	USA
Disco Club	Praja Disco Club	Gallipoli, Lecce	Italy



ITALY HEADQUARTERS
italy@ttaudio.com
phone. +39 0522 274 411

USA
usa@ttaudio.com
phone. +1 732-9026100

GERMANY
germany@ttaudio.com
phone. +49 (0) 2203 925370

BENELUX
benelux@ttaudio.com
phone. +49 (0) 2203 925370

AUSTRIA
austria@ttaudio.com
phone. +49 (0) 2203 925370

UK
uk@ttaudio.com
phone. 0844 745 1234

FRANCE
france@ttaudio.com
phone. +33 (9) 86 02 73 52

SPAIN
spain@ttaudio.com
phone. +34 91 817 42 66

www.ttaudio.com

