



TOURING

INDEX

Technologies	5
HDL 50-A 4K	10
HDL 30-A	12
HDL 28-A	14
HDL 26-A	16
HDL 20-A	18
HDL 10-A	20
HDL 6-A	22
SPECIFICATIONS	24
HDL FLYABLE SUBWOOFERS	28
SPECIFICATIONS	30
KX SERIES	32
SPECIFICATIONS	34
NX COLUMN ARRAYS	38
SPECIFICATIONS	40
NX 9 SERIES	42
SPECIFICATIONS	44
NX 945-A & NX 932-A	46
SPECIFICATIONS	48
STAGE MONITORS	50
SPECIFICATIONS	52
SUB SERIES	54
SPECIFICATIONS	58
SUB 9000	62
SPECIFICATIONS	66
Advanced Crossover Engine	68
RDTap	70
RDNET NETWORK DEVICES	72
SYSTEM CONTROL	74
SPECIFICATIONS	75
RACKS	76

THE SYSTEM


Modern live-sound production demands more than headline SPL figures. The HDL System answers with concert-grade output, pinpoint directivity, and pristine fidelity—while keeping weight, rigging time, and cabling to a minimum. Thanks to full RDNet networking, every module is one click away from total control, monitoring, and fast show-to-show recall. The HDL System redefined the concept of large format arrays, providing first-class performance to an extended market of professional users.

WHY GO ACTIVE?

The self-powered active HDL System comprises a comprehensive range of speakers for small to large-scale applications, all equipped with innovative technology and RDNet remote control. Each component has been consistently and specially developed by RCF's experienced engineering teams, with all elements carefully matched to each other. This complete integration allows not only superior performance and maximum operational reliability, but also provides users with a product designed top-to-bottom to their operational requirements.

- **Zero Compromise Power Delivery**
Internal Class-D amplifiers sit centimetres from the transducers, eliminating long speaker-line runs and the associated power loss.
- **Per-Component DSP**
Each driver is processed individually, allowing true "scale-as-you-go" arrays without the impedance and channel-count limits of passive systems.
- **Plug-and-Play Logistics**
Fewer rack cases, fewer cables, faster load-outs. Just add mains and signal—RDNet takes care of the rest.

The real innovation is when each single component is controlled by individual DSP settings. Scaling a line array is the most important aspect when talking about the best performance and coverage. Where passive systems have limits in impedance load or number of amplifier channels, an active RCF sound system is freely scalable and individually controllable. Having an HDL system gives you the freedom to work at many different locations with the same system, merely changing the number of modules.



TECHNOLOGIES

V-SHAPED SYMMETRICAL DESIGN

The symmetrical design of the cabinet produces identical left / right coverage. The component arrangement and the special DSP crossover filtering allow for a constant directivity without spots of breakup or attenuation.

THE TRANSDUCERS INNOVATORS

RCF components are engineered through extensive research in materials science, design topology, and power testing, aiming to mitigate distortion, augment acceleration factors, and preserve consistent long-term performance. Their development incorporates advanced simulations and rigorous real-world evaluations, including a 200-hour continuous musical signal test to subject the transducer to extreme operational conditions. Leveraging over 75 years of design and manufacturing expertise, our recent advancements have yielded state-of-the-art neodymium magnetic circuits, innovative voice coil ventilation systems, and pioneering direct-drive voice coil assemblies.

DUAL SILICONE SPIDERS

RCF's original invention of the dual silicone sealed spider design offers many advantages: the two spiders offer double resistance to fatigue. The silicone between the cloth layers, being a high-memory material, provides the best shape stability to the spiders.

DUAL FORCED HYPER-VENTING COOLING

The sophisticated cooling design integrates individual components to form an optimal ventilation system. Efficient heat dissipation is achieved through finned cooling channels. The dust cap and sealed spiders operate as an air pump, expelling hot air and drawing in cool air with each movement of the cone assembly. Numerous openings are strategically placed on the transducer's side and rear plate.

INSIDE - OUTSIDE VOICE COILS

RCF's unique voice coil combines the benefits of inside/outside technology with the high quality of polyamide-imide materials (wire and former resins).

The inside/outside coil offers several advantages:

- Double the dissipation surface.
- Double the adhesion area to the former.
- During thermal expansion, the former is compressed between the inside and outside layers, providing superior mechanical resistance.

CUSTOM HIGH-FREQUENCY WAVEGUIDES

The HDL custom 4PATH designed waveguide ensures precise coverage and a superb, linear high-frequency response. Its unique four-duct design creates an ideal isophasic load, extending from the crossover frequency to the highest audible frequencies.

DIRECT DRIVE VOICE COIL ASSEMBLIES

The direct bonding of the voice coil to the edge of the titanium diaphragm, a "Direct Drive" configuration, ensures optimal energy transfer. This design extends the frequency response beyond 10 kHz, reduces breakup modes, and lowers distortion, resulting in a smoother sound. The RCF neodymium compression drivers are robust and reliable, offering high power handling and excellent mechanical and thermal properties.



RDNet

RDnet is a powerful management network and control platform for small to arena-sized sound systems and large-scale installations.

TOOLBOX FOR SOUND SYSTEM DESIGN

RDNet is an advanced platform for integrated monitoring and control of sound systems - from small live and installed setups to massive arena systems. Based on a robust networked architecture, RDNet combines system control, line array design, and comprehensive audio measurements into a single powerful software package. Engineers and technicians can intuitively manage every device on the network, from individual components to multiple groups. The platform provides full DSP control of compatible devices, with flexible configuration tools for perfectly tuning the system response at maximum speed. Users have real-time access and oversight of all key settings from a centralized interface.

RDNet MEASURE

RDNet Measure is a powerful 4-input Dual-Channel FFT Audio Analyzer able to measure Magnitude, Phase, RTA, Coherence, and Impulse response. Functions included spans from a delay finder, a multiple signal generator, and an integrated SPL meter/logger with calibration tools. There's no need for external software to get the job done.

THE TOOLBOX FOR SYSTEM DESIGN AND OPTIMIZATION

RDNet displays all audio devices connected to the network as objects on the main window. The real-time monitoring features a multitude of parameters such as fan speed, temperature, the inclination of a single speaker, VU Meters, peak levels, and more. The operator has complete control of time delay and equalization of every speaker, individually or grouped. With its built-in DSP, each device is an active part of the system, able to store presets, receive commands, and continuously send status information. Comprehensive monitoring is standard in RDNet: VU metering, clip indicator, limiter intervention, device inclination, communication issues—down to the status of a single component or a transducer—and much more.



Sound System Management & Control Software

WHAT'S NEW IN VERSION 5

The latest release features a streamlined workflow for seamlessly grouping self- and externally-powered systems. Device discovery is optimized with quicker drag-and-drop functionality, making it easy to manage hybrid systems. For example, a configuration using both TT+ Audio and RCF HDL loudspeakers. The improved user interface includes an advanced EQ visualization with amplitude/phase response plot and real-time FFT analysis. The redesigned cloud infrastructure allows projects and measurements to be saved remotely and recalled from any location.

NEW: AUTOMATIC ALIGNMENT

The time-saving [Automatic LF Alignment] and [Fill/Delay Align] functions integrated with RDNet Measure allow for quickly aligning big systems directly from measurements. The process is simple: after saving RDNet Impulse Response Measurements by group of speakers (Line Array, Subwoofer group, Cluster or Fill Speakers), the [Automatic LF Alignment] function automatically calculates and applies the best phase alignment of the sound system with the subwoofer group, while the [Fill/Delay Align] provides the best temporal alignment between two groups of speakers.

FEATURES

- Array and Zones Grouping for self- and externally-powered systems
- Real-time Discovery and Complete Monitoring
- Complete Real-Time FFT Analyzer with EQ integration and Auto-Alignment
- Adjust Hi-Pass, EQ, Gain, and Delay on individual components
- New IP-based RDNet-OE architecture
- Cloud Storage and Import full
- Shape Designer Array Calculator

GET THE MOST OUT OF YOUR SYSTEM

RDNet gives the ability to control devices in Groups for easy supervision. Arrays customizable Group properties are Zones, Air Compensation, Cluster Size, FIRPHASE Gain. When assigning Group Array objects in Zones: every Zone has its color for quick reference of set parameters. An incremental control shapes the Air Absorption Compensation, which can be very useful with changes in humidity or temperature (e.g., soundcheck on a sunny day, concert on a humid night). The line array's low-mid shaping is automatically calculated on the Cluster size to obtain the perfect linear frequency response from the entire system.

LIVE SOUND AND INSTALL AUDIO APPLICATIONS

RDNet provides a comprehensive management system for both live and installed environments. This networked platform facilitates control and allows for the efficient monitoring, routing, and tuning of all RDNet-compatible devices





Bass Motion Control

When searching for an extended bass with enhanced performance, RCF engineers used a forward-thinking approach. Introducing BMC (Bass Motion Control), the newly advanced woofer excursion management feature. The speaker equipped with BMC can handle the lowest audible frequencies without affecting woofer stability, with extended linearity and better sound integrity.

The BMC method works by creating a complete map of the dynamic behavior of the woofer, to generate a custom algorithm that only limits over-excursions. This gives total freedom of signal reproduction to the transducer. When high-pass filters normally protect the woofer motion from becoming destructive but change the phase behavior, the new BMC algorithm breaks conventional rules.

CONTROL OF MECHANICAL DISPLACEMENT

HIGH-PASS FILTER REMOVAL

REMOVE LIMITER IN THE WHOLE RANGE



IMPROVED PERFORMANCE

CONSTANT TIMBRAL BALANCE



FiRPHASE Technology

RCF speakers are designed using a proprietary and advanced digital FIR technology, conceived to deliver transparent sound, absolute clarity and perfect imaging to the listener. The special FiRPHASE filters allow for coherent distribution of sound for all listeners without phase distortions, ensuring minimum latencies in the system.

The design of the FIR filter for this specific purpose should start from an accurate measurement of the loudspeaker phase. FiRPHASE algorithm use this measurement and adapt the loudspeaker's phase without touching the amplitude equalization.

The advanced technique used by FiRPHASE is a recursive method (least squares method) combined with a proprietary algorithm that calculates the best FIR filter coefficients according to amplitude and phase constraints.

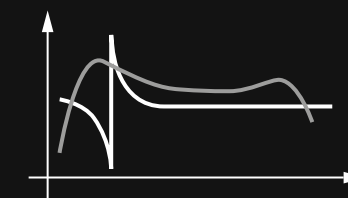
The algorithm corrects phase and amplitude (if necessary) by identifying the weak points of both the transducers and cabinet of the loudspeaker.

This technique allows a deep control of phase at mid-low frequency with relatively small filters, while also achieving a higher resolution than that one as theory suggests.

FIR FILTER LENGTH

AMPLITUDE EQ

FREQUENCY RANGE



When an ACE preset is loaded, the FiRPHASE processor is engaged across the entire crossover band to optimize phase alignment and ensure maximum performance and power delivery for the SUB+TOP system.

HDL 50-A 4K

The 4K amplifier doubles the power of the HDL 50-A to achieve new levels of clarity and absence of distortion. Transducers work at full performance and the SPL output is more than doubled. Furthermore, we improved the power supply section with a tripled current level on fast transients, for a level of detail usually achieved only in high-end studio monitors.

The HDL 50-A 4K is an active 3-way line array module for large-sized events, indoors and outdoors. It features a sound pressure level of 143 dB SPL with a built-in 4000 W RMS Class-D four-channel amplifier. Equipped with eight best-of-class transducers, it offers excellent playback quality ideal for professional musical applications. The proprietary 90 x 10 degrees 4PATH waveguide with the symmetrical design of the cabinet delivers optimal coverage.

CABINET

The HDL 50-A 4K tour-grade system comes in a composite wooden-polypropylene enclosure, and is equipped with two aluminum side handles with rubber handgrips and two rear handles for portability.

FULLY INTEGRATED SYSTEM

The compact and lightweight design of the system combines with rugged steel mechanics for easy rigging and transportation.



LOW FREQUENCIES

- 2 X 3.0" v.c. neodymium 12" Woofers
- Water resistant fiber doped cone
- Polycotton M-roll surround
- Hypervented magnetic structure

MID FREQUENCIES

- 4 x 2.0" v.c. 6.0" neo Midranges
- Water resistant fiber doped cone
- Polycotton M-roll surround
- High power magnetic structure

HIGH FREQUENCIES

The two ND850 large format compression drivers deliver one of the key advantages of the HDL 50-A 4K. The 3.0" voice coil allows a crossover point of 800 Hz allowing the driver to produce almost all of the vocal range. This creates better coverage and superior efficiency.

V-SHAPED SYMMETRICAL DESIGN

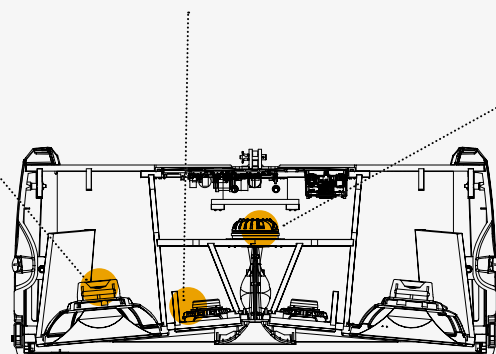
The symmetrical design of the HDL 50-A 4K produces identical left and right coverage. The component positioning and special DSP crossover filtering of the cabinet takes care of the constant directivity without spots of break up or attenuation.

The originally designed V-SHAPED front baffle provides:

- Coplanar midranges and woofers
- Controlled LF dispersion
- Central space to host the HF guide.



4PATH WAVEGUIDE



The custom 4PATH designed waveguide allows a precise coverage of 90° x 10°, while also delivering a superb, linear high frequency response. The unique shape of the four ducts forming the guide creates an ideal isophasic load from 800 Hz to the highest audible frequencies.

The most powerful HDL array ever

MAXIMUM EFFICIENCY


The HDL 50-A 4K is a true active high-power ready to use touring system. Equipped with a high-efficiency Class-D amplifier that delivers superior SPL, while reducing energy consumption. The integrated processing and cabling reduction makes the set-up fast and easy, while reducing space requirements during transport, due to its compact size.

CONFIGURABLE MECHANICS

The integrated mechanics are both fast and reconfigurable, allowing the system engineer to create J-shaped and spiral arrays with 0.5° resolution. The heavy-duty front grille is powder coated. A special transparent-to-sound foam backing inside helps to further protect the transducers from dust.

ACTIVE THREE-WAY LINE ARRAY MODULE

- 8000 Watt power, 4 x onboard amplifiers
- 143 dB max SPL
- 2 x 12" neodymium woofers
- 2 x 3" titanium dome neodymium compression drivers
- Remarkably compact and lightweight
- FiRPHASE Technology
- RDNNet remote monitoring and control

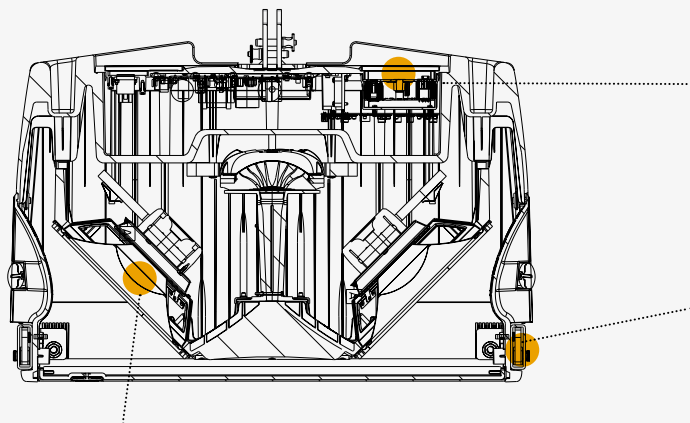


HDL 30-A

The HDL 30-A is the first line array in a composite cabinet with zero-degree phase and ultra-linear amplitude response. A compact bi-amped two-way active touring system for medium to large events embedding RDNet for real-time remote control and monitoring of all the components.

The RCF HDL 30-A is a compact bi-amped 2-way active touring system for medium to large events, both indoors and outdoors. It features two 10-inch woofers and an impressive 4-inch titanium compression driver. The time coherent waveguide is the result of in-depth research and design. HDL 30-A is the first line array in a composite cabinet with zero-degree phase and ultra-linear amplitude response. The built-in 2200 Watt Class-D amplifier delivers excellent playback clarity and up to 137 dB SPL max. The RCF HDL 30-A features state-of-the-art RCF transducers with neodymium magnets. Considering its acoustical power, it has a remarkably low weight for easy handling and flying.

RCF's experienced engineering teams have developed and matched each component starting from the amplifier design, including a dedicated input board, from transducers right up to the complete HDL 30-A system. All HDL 30-A systems are hand-crafted by RCF.



TRANSDUCERS

State of the art RCF transducers with neodymium magnets. Two 10" woofers and an impressive 4" titanium compression driver on a symmetrical design, for constant horizontal coverage.

DSP

FIRPHASE filters allow coherent distribution of sound to be achieved for all listeners without phase distortion. Air Compensation for individual cabinets or groups helps to compensate the common frequency loss in air on long throw applications.

MECHANICS

High strength enclosure in composite polypropylene with a revolutionary new rigging concept inspired by its counter part: the RCF HDL 50-A 4K. Given its acoustical power, it has a remarkably low weight for easy handling and flying.



A lightweight champion with an impressive punch

ACTIVE TWO-WAY LINE ARRAY MODULE

- 2200 W Two Way Amplifier
- 137 dB Max SPL
- 4" Titanium Compression Driver
- 2 x 10" Neodymium Woofers
- Exclusive FIRPHASE technology on-board
- 680 Hz Crossover Point
- RDNet remote monitoring and control



HDL 28-A

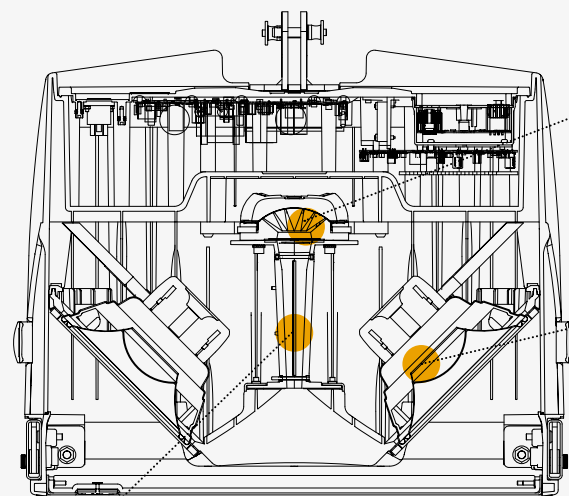
HDL touring sound systems are designed for a wide range of applications, both indoors and outdoors, with an emphasis on vocal intelligibility. Compact and lightweight, the HDL 28-A line array module features powerful transducers, class-D amplification and signal processing for a natural sound at any volume.

The RCF HDL 28-A is a compact bi-amped 2-way active touring system for a wide range of applications, both indoors and outdoors, with an emphasis on vocal intelligibility. It features two 8-inch woofers and an impressive 3-inch titanium compression driver. The time coherent waveguide is the result of in-depth research and design. Following the HDL 30-A philosophy, the HDL 28-A shares the composite material cabinet, the zero-degree phase and ultra-linear amplitude response. The built-in 2200 watt class-D amplifier delivers excellent playback clarity and up to 135 decibels SPL max. The RCF HDL28-A features state of the art RCF transducers with lightweight neodymium magnets. Considering its acoustical power, it has a remarkably low weight for easy handling and flying. The HDL 36-AS is the ideal flyable bass complement for the HDL 28-A array system.



FIRST CLASS TRANSDUCERS

The RCF HDL 28-A features state-of-the-art RCF transducers with neodymium magnets. RCF's experienced engineering teams have specially developed and matched each component — starting from the power supply through the input board, to the amplifiers and transducers, right up to the complete HDL 28-A System.



HIGH FREQUENCIES

- High-performance RCF ND840
- 3.0-inch diaphragm titanium compression Driver
- 1.4-inch exit throat
- 750 Hz Crossover Point

LOW FREQUENCIES

- 2 X 2.5" voice coil neodymium 8" Woofers
- Linear low frequencies handling down to 65 Hz
- Water resistant fiber doped cone
- Polycotton M-roll surround
- Vented magnetic structure

The custom 4 PATH-designed waveguide allows precise coverage of 100 x 15 degrees, while also delivering an excellent, linear high-frequency response. The unique shape of the four ducts forming the guide creates an ideal isophasic load from 750 Hz to the highest audible frequencies.



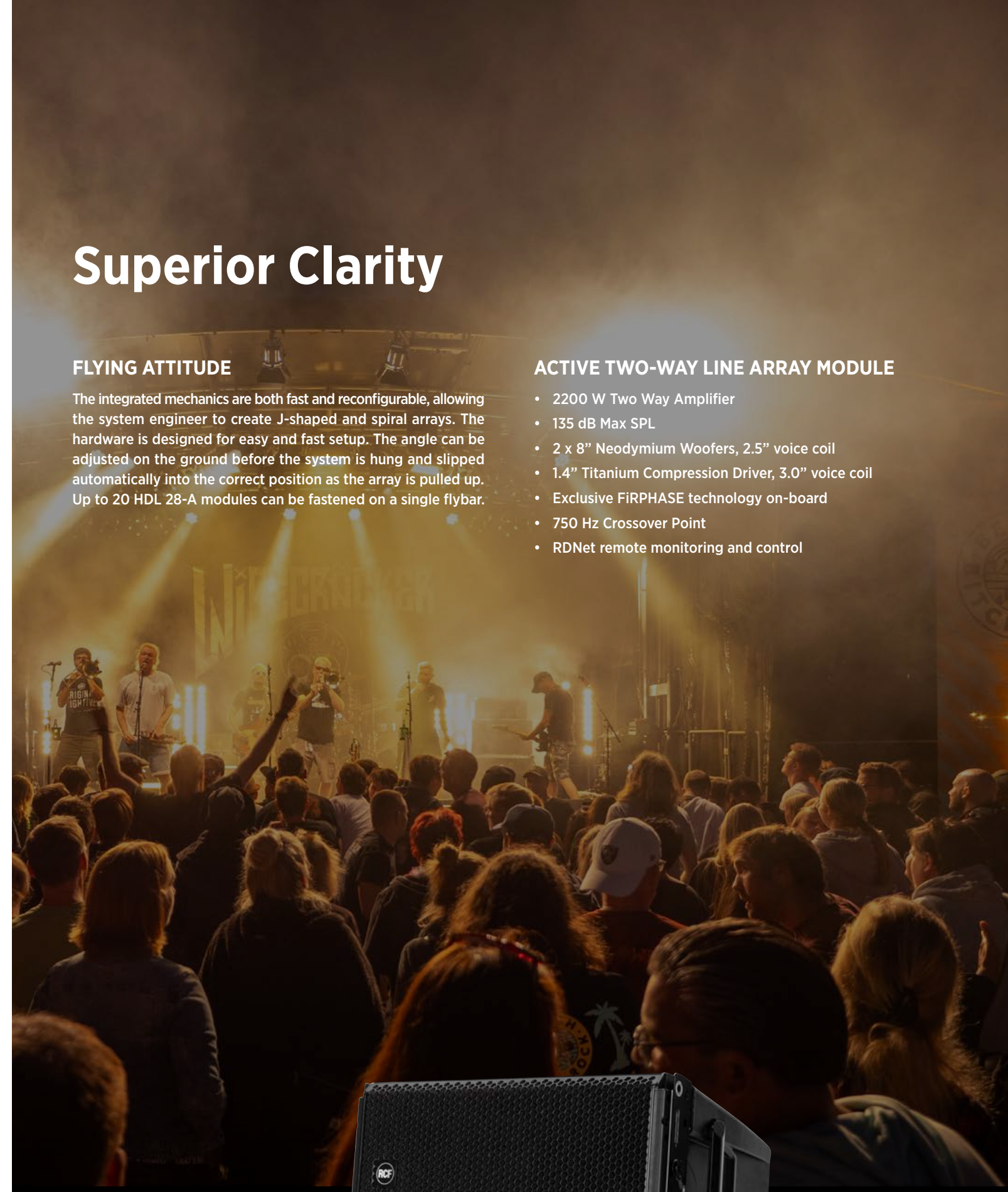
Superior Clarity

FLYING ATTITUDE

The integrated mechanics are both fast and reconfigurable, allowing the system engineer to create J-shaped and spiral arrays. The hardware is designed for easy and fast setup. The angle can be adjusted on the ground before the system is hung and slipped automatically into the correct position as the array is pulled up. Up to 20 HDL 28-A modules can be fastened on a single flybar.

ACTIVE TWO-WAY LINE ARRAY MODULE

- 2200 W Two Way Amplifier
- 135 dB Max SPL
- 2 x 8" Neodymium Woofers, 2.5" voice coil
- 1.4" Titanium Compression Driver, 3.0" voice coil
- Exclusive FIRPHASE technology on-board
- 750 Hz Crossover Point
- RDNet remote monitoring and control




HDL 26-A

HDL active two-way touring systems are designed for small to medium-sized events, both indoors and outdoors. With an accurate transducer design and a 2.000W Class-D amplifier, the HDL 26-A is exceptional in its class.

The RCF HDL26-A is an ultra-compact bi-amped two-way active touring system for small and medium-sized events, both indoors and outdoors. Due to the advanced transducer design and the 2000W Class-D amplifier, among the best in its class, it is capable of an extended bottom-end and a pristine sound for a wide range of applications, alone or in RDNet managed line-array configurations. The HDL 35-AS is the ideal flyable bass complement for the HDL 26-A array system.

ADVANCED DESIGN

The integrated fittings are both easy to use and reconfigurable, allowing the system engineer to create J-shaped and spiral arrays starting at 1° angle. The hardware is designed for easy and fast setup. Up to 16 HDL 26-A modules can be fastened on a single flybar. The heavy-duty front grille is powder coated. A special transparent-to-sound foam backing inside helps to further protect the transducers from dust. For weatherproof capabilities, a rain cover is available.



FIRST CLASS TRANSDUCERS

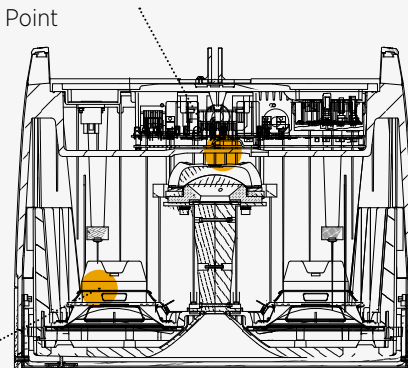
The RCF HDL 26-A features state-of-the-art RCF transducers with neodymium magnets. RCF's experienced engineering teams have specially developed and matched each component — starting from the power supply through the input board, to the amplifiers and transducers, right up to the complete HDL 26-A System.



The custom designed 4 PATH waveguide allows a precise coverage of 100 x 10 degrees, while also delivering an excellent, linear high-frequency response. The unique shape of the four ducts forming the guide creates an ideal isophasic load from 750 Hz to the highest audible frequencies.

HIGH FREQUENCIES

- 3.0-inch diaphragm titanium compression Driver
- 1.4-inch exit throat
- 750 Hz Crossover Point



LOW FREQUENCIES 6" WOOFERS

- 2 X 2.0" voice coil neodymium 6" Woofers
- Low frequencies handling down to 65 Hz
- Water resistant fibre doped cone
- Polycotton M-roll surround

Ultra Compact RCF Technology

ACTIVE TWO-WAY LINE ARRAY MODULE

- 2000 W Two-Way Amplifier
- 133 dB Max SPL
- 1.5" Titanium Compression Driver
- 2 x 6" High-Powered Neodymium Woofers
- Exclusive FIRPHASE technology on-board
- 750 Hz Crossover for best vocal reproduction
- RDNet remote monitoring and control



HDL 20-A

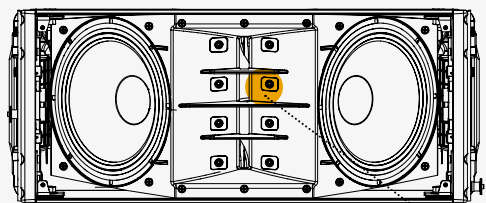
The careful acoustic research, no compromise transducers and a unique, composite cabinet design, make the HDL 20-A the preferred audio tool of many professionals. Perfect in live sound reinforcement and reliable installed situations.

The HDL 20-A is the ideal choice when line array performance is needed and a fast and easy set up is a must. The system is powered from a 1400 Watt Peak Power 2-way digital amplifier, sound is processed from a powerful DSP. The processing includes cluster and HF projection correction and special new presets for indoor and high curving situations. The system features state-of-the-art RCF transducers, two powerful 10" for a solid bass reproduction and a large format 3" voice coil compression driver to deliver vocal clarity and high definition with incredible dynamics.



TOUR SOUND IN A COMPACT SIZE

The HDL 20-A is a true active and high power ready to use touring system equipped with a high efficiency digital amplifier that delivers superior SPL reducing energy requirement. The integrated processing and the cabling reduction will make the set-up faster and easier and, thanks to its compact size, the truck space requirement is reduced to the minimum.



LOW FREQUENCIES 10" WOOFERS

- 2,5" Inside-Outside voice coil
- Water resistant fibre doped cone
- Polycotton M-roll surround
- High-power magnetic structure

HIGH FREQUENCIES

The CD 850 large format compression driver delivers one of the key advantages of the HDL 20-A. The 3" voice coil allows a crossover point of 800Hz and therefore almost all of the vocal range can be produced by this driver. This allows better coverage and dispersion control and superior efficiency.



The custom designed waveguide allows a precise coverage of 100 x 15 degrees, while also delivering a superb, linear high-frequency response.

Tour Sound in a Compact Size

DSP PROCESSING

The HDL 20-A is powered by a 1400W peak power two-way digital amplifier. A new generation DSP handles all the processing within the cabinet and allows adjustment of cluster size and HF projection. The DSP also includes presets for indoor/outdoor usage and highly curved arrays.

ACTIVE TWO-WAY LINE ARRAY MODULE

- 1400 Watt Peak power
- 135 dB max SPL
- 55 Hz - 20 kHz frequency response
- 2 x 10" Woofers
- 1 x 3" Compression Driver
- DSP controlled Input section with selectable presets
- Tour grade safe and solid variable mechanics
- Composite PP enclosure structurally wooden reinforced



HDL 10-A

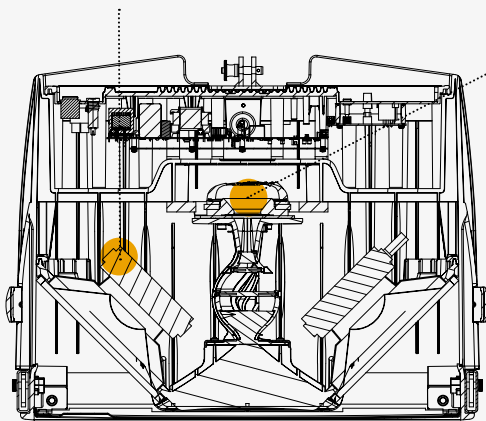
Compact bi-amped 2-way active touring system for a wide range of applications, with an emphasis on vocal intelligibility.

The very compact size, no compromise transducers and a unique composite cabinet design make the HDL 10-A the perfect audio tool in many situations. Ideal for live sound reinforcement and reliable installed applications, the HDL 10-A is an excellent choice when line array performance is needed and a fast and easy set up is a must. The system is powered by a 1400 Watt Peak Power 2-way digital amplifier, sound is processed with a powerful DSP.



LOW FREQUENCIES 8.0" WOOFERS

- 2.0" Voice coil
- Water resistant fibre doped cone
- Polycotton M-roll surround
- High-power magnetic structure



With its large format compression driver on a waveguide, the HDL 10-A offers superior intelligibility over distance.

POWERFUL CLASS D AMPLIFIERS

RCF's Class-D power amplifier technology packs huge performance operating with high efficiency into a lightweight solution. HDL amplifiers deliver a ultra-fast attack, realistic transient response, and impressive audio performance. The amplifier features a solid machined aluminium structure which not only stabilises the amplifier during transportation but also helps the fan-less heat dissipation. All the HDL amplifiers present SMPS power supply section to produce maximum output and minimum weight.

HIGH FREQUENCIES

The ND640 large format compression driver is one of the key advantages of the HDL 10-A, the 2.5" voice coil allows a crossover point of 800Hz and therefore almost all the vocal range can be produced by this driver. This allows better coverage, dispersion control and superior efficiency.



High-Powered Intelligibility

ACTIVE TWO-WAY LINE ARRAY MODULE

- 1400 Watt Peak power
- 133 dB max SPL
- 65 Hz - 20 kHz frequency response
- 2 x 8" Woofers
- 1 x 2" Compression Driver
- DSP controlled Input section with selectable presets
- Tour grade safe and solid variable mechanics
- Composite PP enclosure structurally wooden reinforced



HDL 6-A

The concept of this speaker derives from the touring industry, bringing in a compact cabinet all the experience of RCF professional sound.

The HDL 6-A is the ideal choice when line array performance is needed and a fast and easy set-up a must. A 1400 W 2-channel class-D amplifier powers the system. A powerful DSP processes the sound including crossover, phase correction, limiting and protection. The system features state-of-the-art RCF transducers – two powerful 6.0" woofers for a solid bass reproduction plus a high powered 1.7" voice coil compression driver mounted on a precise 100° x 10° waveguide delivers vocal clarity with high definition and an incredible dynamic. The HDL 12-AS is the ideal flyable bass complement for the HDL 6-A array system.

SYMMETRICAL DESIGN

Due to its symmetrical design the HDL 6-A produces constant coverage without break up or attenuation. The HDL 6-A tour grade system comes in a structurally wooden reinforced composite polypropylene enclosure, and is equipped with two aluminium rear handles for portability. The RCF HDL will maintain its intelligibility, definition and signal strength while competitive models will attenuate and break up before the sound reaches its throw distance.

HIGH FREQUENCIES

The ND340 high power compression driver delivers one of the key advantages of the HDL 6-A. A 1.7" voice coil with a crossover point of 900 Hz allows the driver to produce almost all the vocal range. This allows better coverage and dispersion control and superior efficiency.



CUSTOM DESIGNED WAVEGUIDE

The custom designed waveguide provides a precise coverage of 100° x 10° delivering a superb, linear high frequency response.

LOW FREQUENCIES 6.0" WOOFERS

- 2.0" Edge-wound copper voice coil
- Water resistant ber cone
- Polycotton M-roll surround
- High-power neodymium magnetic structure



Tiny Size. Monster Sound.

ACTIVE LINE ARRAY MODULE

- 1400 W, two-way amplification
- 131 dB max SPL
- 1.7" voice coil neodymium compression driver
- 2 x high power neodymium 6.0" woofers
- 48 kHz, 32 bit floating point DSP processing
- Symmetrical design
- Extremely low weight
- FIRPHASE processing



SPECIFICATIONS



			HDL 50-A 4K	HDL 30-A	HDL 28-A
Acoustical specifications					
Frequency Response:			40 Hz - 20000 Hz	50 Hz - 20000 Hz	50 Hz - 20000 Hz
Max SPL @ 1m:			143 dB	137 dB	135 dB
Horizontal coverage angle			90°	100°	100°
Vertical coverage angle:			10°	15°	15°
Transducers					
Compression Driver:			2 x 1.4" neo, 3.0" v.c.	1 x 1.4" neo, 4.0" v.c.	1 x 1.4" neo, 3.0" v.c.
Midrange:			4 x 6.0" neo, 2.0" v.c.	-	-
Woofer:			2 x 12" neo, 3.0" v.c.	2 x 10" neo, 2.5" v.c.	2 x 8" neo, 2.5" v.c.
Input/Output section					
Input signal:			bal/unbal	bal/unbal	bal/unbal
Input connectors:			XLR, RDNet Ethercon	XLR, RDNet Ethercon	XLR, RDNet Ethercon
Output connectors:			XLR, RDNet Ethercon	XLR, RDNet Ethercon	XLR, RDNet Ethercon
Input sensitivity:			+4 dBu	+4 dBu	+4 dBu
Processor section					
Crossover Frequencies:			200 Hz - 800 Hz	680 Hz	750 Hz
Protections:			Thermal, RMS	Thermal, RMS	Thermal, RMS
Limiter:			Soft Limiter	Soft Limiter	Soft Limiter
Controls:			Cluster size, HF correction, RDNet	Preset, RDNet bypass	Preset, RDNet bypass
RDNet:			Onboard	Onboard	Onboard
Power section					
Total Power:			8000 W Peak	2200 W Peak	2200 W Peak
High frequencies:			2000 W Peak	600 W Peak	600 W Peak
Mid frequencies:			2000 W Peak	-	-
Low frequencies:			4000 W Peak	1600 W Peak	1600 W Peak
Cooling:			Convection	Forced	Forced
Connections:			Powercon IN/OUT	Powercon IN/OUT	Powercon IN/OUT
RCF Technology			FirPHASE	FirPHASE	FirPHASE
			RDNet	RDNet	RDNet
Standard compliance					
CE marking:			Yes	Yes	Yes
Physical specifications					
Cabinet/Case Material:			Baltic birch plywood / PP	PP Composite	PP Composite
Hardware:			Integrated Mechanics	Array fittings	Array fittings
Handles:			2 side, 2 rear	2 Side	2 Side
Grille:			Steel	Steel	Steel
Color:			Black	Black	Black, White
Size					
Height:			366 mm / 14.41"	293 mm / 11.54"	294 mm / 11.57"
Width:			1171 mm / 46.1"	705 mm / 27.76"	569 mm / 22.4"
Depth:			502 mm / 19.76"	502 mm / 19.76"	491 mm / 19.33"
Weight:			58.4 kg / 128.75 lbs	25 kg / 55.12 lbs	20.6 kg / 45.42 lbs
Part Number					
90-240 V	EU	Black	13000641	13000511	13000579
90-240 V	US	Black	13000962	13000963	13000966
90-240 V	EU	White	-	-	13000605
90-240 V	US	White	-	-	13000967
240 V	UK	Black	-	-	-
220-240V	EU	Black	-	-	-
115 V	US	Black	-	-	-
220-240 V	EU	White	-	-	-
115 V	US	White	-	-	-



HDL 26-A	HDL 20-A	HDL 10-A	HDL 6-A
55 Hz - 20000 Hz	55 Hz - 20000 Hz	65 Hz - 20000 Hz	65 Hz - 20000 Hz
133 dB	135 dB	133 dB	131 dB
100°	100°	100°	100°
10°	15°	15°	10°
1 x 1.5" neo, 3.0" v.c.	1 x 2.0", 3.0" v.c.	1 x 2.0", 2.5" v.c.	1 x 1.0" neo, 1.75" v.c.
-	-	-	-
2 x 6.0" neo, 2.0" v.c.	2 x 10", 2.5" v.c.	2 x 8", 2.0" v.c.	2 x 6.0" neo, 2.0" v.c.
bal/unbal	bal/unbal	bal/unbal	bal/unbal
XLR, RDNet Ethercon	XLR	XLR	XLR
XLR, RDNet Ethercon	XLR	XLR	XLR
+4 dBu	-2 dBu/+4 dBu	-2 dBu/+4 dBu	+4 dBu
750	800 Hz	800 Hz	900 Hz
Thermal, RMS	Thermal, RMS	Thermal, RMS	Thermal, RMS
Soft Limiter	Soft Limiter	Soft Limiter	Soft Limiter
Preset, RDNet bypass	Cluster, HF, High curving, Indoor	Cluster, HF, High curving, Indoor	HF correction
Onboard	-	-	-
2000 W Peak	1400 W Peak	1400 W Peak	1400 W Peak
600 W Peak	400 W Peak	400 W Peak	400 W Peak
-	-	-	-
1400 W Peak	1000 W Peak	1000 W Peak	1000 W Peak
Convection	Convection	Convection	Convection
Powercon IN/OUT	Powercon IN/OUT	Powercon IN/OUT	Powercon IN/OUT
FIRPHASE	-	-	FIRPHASE
RDNet	-	-	-
Yes	Yes	Yes	Yes
PP Composite	PP Composite	PP Composite	PP Composite
Array fittings	Rigging flyware	Rigging flyware	Array fittings
2 Back	2 side, 2 back	2 side	2 Back
Steel	Steel	Steel	Steel
Black, White	Black	Black, White	Black, White
237 mm / 9.33"	294 mm / 11.57"	294 mm / 11.57"	237 mm / 9.33"
470 mm / 18.5"	705 mm / 27.76"	569 mm / 22.4"	470 mm / 18.5"
377 mm / 14.84"	445 mm / 17.52"	434 mm / 17.09"	377 mm / 14.84"
13.5 kg / 29.76 lbs	30.2 kg / 66.58 lbs	20.4 kg / 44.97 lbs	11.6 kg / 25.57 lbs
13000588	-	-	-
13000964	-	-	-
13000606	-	-	-
13000965	-	-	-
13000917	-	-	-
-	13040007	13040016	13000496
-	13040008	13040017	13000509
-	-	13040022	13000514
-	-	13040023	13000515

ACCESSORIES

RIGGING / MOUNTING	
FL-B HDL 50	13360334
Flybar for HDL 50-A 4K + 1x Pickup Tab with Shackle + Stacking Bar + Mounting Bracket for inclinometer. Pins included.	
FL-B PK TTL 55	13360127
Pickup Tab with Shackle for HDL 50-A 4K. To be added to the flybar when rigging with 2 motors. Pins included.	
FL-B LINK HDL 50-30	13360389
Link bar for HDL 50-A to HDL 30-A	
SAFETY CHAIN CH 002	13360128
To be added to the flybar to provide a secondary safety (specially when the cluster is suspended with a single motor). 1 pcs for every Fly Bar suggested.	
HOIST SPACING CHAIN CH 001	13360129
Hoist Connector Chain to distance the chain-hoist and the chain bag from the flybar. Designed for HDL 50-A 4K and HDL 30-A.	
FL-B PK HDL 30	13360394
Pickup Tab with Shackle for HDL 30-A and HDL 28-A. To be added to the flybar when rigging with 2 motors. Pins included.	
FL-B HDL 30	13360380
Flybar for HDL 30-A or HDL 38-AS + 1x Pickup Tab with Shackle + Stacking Bar + Mounting Bracket for inclinometer. Pins included.	
FL-B HDL 28	13360411
Flybar for HDL 28-A or HDL 36-AS + 1x Pickup Tab with Shackle + Stacking Bar + Mounting Bracket for inclinometer. Pins included.	
CL-BR HDL 6	13360371
Clamp Bracket for HDL 6-A and HDL 26-A	
FL-B HDL 6	13360360
FL-B HDL 6 W	13360373
Flybar for HDL 6-A; HDL 12-AS; HDL 26-A; HDL 35-AS + 1x Pickup Tab with Shackle + Stacking Bar + Pole Mount + M20 Adapter. Pins included.	
FL-B LINK HDL 6-12 2X	13360375
Link bar for HDL 6-A and HDL 12-AS; HDL 26-A and HDL 35-AS (two pieces)	
FLB60696	13360696
Pickup Tab with Shackle for HDL 6-A; HDL 12-AS; HDL 26-A; HDL 35-AS. To be added to the flybar when rigging with 2 motors. Pins included.	
AZM-BR 2X	13360351
To be added for horizontal array control	
FL-B LGT HDL 20	13360229
Flybar for HDL 20-A + Pole Mount + 1x Pickup Tab with Shackle + Stacking Bar. Pins included.	
FL-B PK HDL 20-18	13360221
Pickup Tab with Shackle for HDL 20-A and HDL 18-AS. To be added to the flybar when rigging with 2 motors. Pins included.	
FL-B LGT HDL 10	13360276
FL-B LGT HDL 10 W	13360313
Flybar for HDL 10-A + Pole Mount + 1x Pickup Tab with Shackle + Stacking Bar. Pins included.	
FL-B HDL 10	13360274
FL-B HDL 10 W	13360314
Flybar for HDL 10-A + 1x Pickup Tab with Shackle + Stacking Bar. Pins included.	
FL-B HDL 20-18	13360218
Flybar for HDL 20-A or HDL 18-AS + 1x Pickup Tab with Shackle + Stacking Bar. Pins included.	
FL-B LINK HDL 10-15 2X	13360296
Link bar for HDL 10-A and HDL 15-AS. Pins included. (two pieces).	
PM-KIT 3X HDL 6	13360377
Pole mount kit for 3 HDL 6-A or 3 HDL 26-A. Pins included. + Stacking Bar	
STCK-KIT 2X HDL 30	13360393
Stacking kit for HDL 30-A, HDL 28, HDL 20-A and HDL 10-A. Pins included.	

RIGGING / MOUNTING		
PM-KIT M20		13360067
PM-KIT M20 (white)		13360638
Adjustable pole for subwoofer.		
AC PMX		13360232
Speaker pole mount with pushbutton system and hand crank to avoid uncontrolled reverse motion. Locking screw provides additional safety.		
STK60727		13360727
Stacking kit designed for coupling the subwoofer with the flybar of HDL 6-A and HDL 26-A line array modules. The accessory ensures stable mounting of the line array system onto the subwoofer via M20 threaded insert.		
Line Array	Stacking on	P.N. Flybar
HDL 10-A	SUB 9029-AS SUB 9019-AS SUB 9016-AS	13360274
HDL 20-A	SUB 9029-AS SUB 9019-AS SUB 9016-AS	13360218
HDL 28-A	SUB 9029-AS SUB 9019-AS SUB 9016-AS	13360411
HDL 30-A	SUB 9029-AS SUB 9019-AS	13360380
HDL 50-A	SUB 9029-AS	13360334
STK60728		13360728
Stacking kit designed for coupling the subwoofer with the Flybar of HDL 10 / 20 / 28 / 30 / 50-A line array modules. The accessory ensures stable mounting of the line array system onto the subwoofer via M20 threaded insert, and features a perforated anchoring bracket that allows longitudinal adjustment with a locking pin system. Includes locking pins.		
Line Array	Stacking on	P.N. Flybar
HDL 6-A HDL 26-A	SUB 9029-AS SUB 9019-AS SUB 9016-AS	13360360
STK60750		13360750
Stacking kit designed for direct coupling of KXL 4-A and KXW 4-A loudspeakers onto a subwoofer. The accessory ensures stable mounting of the line array system via an M20 threaded knob and allows longitudinal positioning through a slotted guide.		
TRANSPORTATION		
KRT-WH 4X HDL 50		13360336
HDL 50-A 4K transportation kart for 4 modules		
KRT-WH 4X HDL 30		13360382
Kart with wheels for 4 HDL 30-A		
KRT-WH 4X HDL 28		13360412
Kart with wheels for 4 HDL 28-A		
KRT-WH 4X HDL 20		13360223
The heavy duty RCF KART HDL20 can be use to easily transport up to 4 HDL 20-A cabinets. - 4 wheels included.		
KRT-WH 4X HDL 10		13360275
The heavy duty RCF KART HDL10 can be use to easily transport up to 4 HDL 10-A cabinets. - 4 wheels included.		
KRT-WH 6X HDL 6		13360366
Cart to store and transport up to 6 modules for HDL 6-A or HDL 26-A or HL 6.		
WH PRO 4X		13360238
Kit 4 swivel castor 100mm wheels with roller bearing		
PROTECTIONS		
RP 1X HDL 50		13360337
Set of 2x rain covers to protect HDL 50-A 4K input boards		
RPR60695		13360695
Set of 2x rain covers to protect HDL 30-A, HDL 28-A and HDL 35-AS input boards		
RP 2X HDL 20		13360283
4 Rain cover for HDL 20-A and HDL 10-A		

PROTECTIONS	
RPR60689	13360689
1 x Rain Cover for HDL 6 and HDL 26-A	
CVR 4X HDL 50	13360338
Cover 4 X to be associated to 1 kart.	
CVR 4X HDL 30	13360386
Cover 4 X to be associated to 1 kart.	
CVR 4X HDL 28	13360422
Cover 4 X to be associated to 1 kart.	

UPGRADES	
HDL 50 UPGRADE KIT 4K	12399061
This kit includes 2 stereo amplification modules assebled on an heatsink plate to upgrade the HDL 50-A to HDL 50-A 4K.	

QUICK LOCK PINS (4X)			
QL-PIN 010			13360633
PRODUCT	p.n.	POSITION	TPOLOGY
HDL 50-A 4K	13000641	FRONT	LINK
HDL 50-A 4K	13000641	FRONT	LOCK

QL-PIN 007			13360613
PRODUCT	p.n.	POSITION	TPOLOGY
HDL 50-A 4K	13000641	REAR	LINK
HDL 50-A 4K	13000641	REAR	ANGLE SELECTION

QL-PIN D11.1 L44.5 4X			13360132
PRODUCT	p.n.	POSITION	TPOLOGY
FL-B HDL 50	13360334	FRONT	LINK

QL-PIN 008			13360626
PRODUCT	p.n.	POSITION	TPOLOGY
HDL 20-A	13040007	FRONT	LINK
HDL 20-A	13040007	FRONT	LOCK
HDL 18-AS	13040009	FRONT	LINK
HDL 10-A	13040016	FRONT	LINK
HDL 10-A	13040016	FRONT	LOCK
HDL 30-A	13000511	FRONT	LINK
HDL 30-A	13000511	FRONT	LOCK
HDL 36-AS	13000583	FRONT	LINK
HDL 36-AS	13000583	FRONT	LOCK
HDL 38-AS	13000580	FRONT	LINK
HDL 38-AS	13000580	FRONT	LOCK
HDL 28-A	13000579	FRONT	LINK
HDL 28-A	13000579	FRONT	LOCK
HDL 28-A W	13000605	FRONT	LINK
HDL 28-A W	13000605	FRONT	LOCK
HDL 6-A	13000496	FRONT	LINK
HDL 6-A	13000496	REAR	LINK
HDL 26-A	13000588	FRONT	LINK
HDL 26-A	13000588	REAR	LINK
HDL 12-AS	13000505	FRONT	LINK
HDL 12-AS	13000505	REAR	LINK
HDL 35-AS	13000575	FRONT	LINK

QUICK LOCK PINS (4X)				13360626
PRODUCT	p.n.	POSITION	TPOLOGY	
HDL 35-AS	13000575	REAR	LINK	
FL-B NXL 24	13360278		LINK	
FL-B NXL 44	13360345		LINK	
FL-B LINK NXL 44	13360346		LINK	
STCK-KIT NXL 44	13360347		LINK	
FL-B HDL 6	13360360	FRONT	LINK	
KRT-WH 6X HDL 6	13360366	FRONT	LINK	
FL-B LINK HDL 6-12 2X	13360375		LINK	
PM-KIT 3X HDL 6	13360377		LINK	
KRT-WH 4X HDL 30	13360382	FRONT	LINK	
KRT-WH 4X HDL 28	13360412	FRONT	LINK	

QL-PIN 009				13360627
PRODUCT	p.n.	POSITION	TPOLOGY	
HDL 20-A	13040007	REAR	LINK	
HDL 30-A	13000511	REAR	LINK	
HDL 28-A	13000579	REAR	LINK	
HDL 28-A W	13000605	REAR	LINK	
FL-B LINK HDL 20-18 2X	13360225		LINK	
FL-B LINK HDL 10-15 2X	13360296		LINK	
KRT-WH 4X HDL 20	13360223		LINK	
KRT-WH 4X HDL 10	13360275		LINK	
FL-B LGT HDL 20	13360229		LINK	
FL-B LGT HDL 10	13360276		LINK	
FL-B LINK NXL 24	13360279		LINK	

QL-PIN 011				13360634
PRODUCT	p.n.	POSITION	TPOLOGY	
FL-B HDL 20-18	13360218	FRONT	LOCK	
FL-B HDL 20-18	13360218	REAR	LINK	
FL-B PK HDL 20-18	13360221		LINK	
FL-B LINK HDL 20-18 2X	13360225		LINK	
STCK-KIT SUB 8006	13360231		LINK	
FL-B HDL 10	13360274	FRONT	LOCK	
FL-B HDL 10	13360274	REAR	LINK	
FL-B HDL 6	13360360	REAR	LINK	
CL-BR HDL 6	13360371		LINK	
FL-B PK HDL 6	13360372		LINK	
FL-B HDL 30	13360380	FRONT	LOCK	
FL-B HDL 30	13360380	REAR	LINK	
FL-B HDL 28	13360411	FRONT	LOCK	
FL-B HDL 28	13360411	REAR	LINK	
STCK-KIT 2X HDL 30	13360393		LINK	

HDL FLYABLE SUBWOOFERS

RCF subwoofers provide high SPL levels at very low frequencies, self-powered design, RDNet remote control and impressive size/weight to SPL output ratio.

HDL 38-AS

The HDL 38-AS is the ideal flyable bass complement for the HDL 30-A array system. It features one 4.0" voice coil, 18" Neodymium woofer to handle 136 dB SPL Max from 30 Hz to 140 Hz with the maximum linearity and low distortion. The HDL 38-AS is perfect to create flown systems for theatrical and indoor requirements. The built-in 3200W class-D amplifier delivers excellent playback clarity and up to 136 decibels SPL max. Due to its compatibility with RDNet - remote monitoring and control, the HDL 38-AS is part of the professional HDL System.

ACTIVE FLYABLE SUBWOOFER MODULE


- 136 dB Max SPL
- 3200W peak class-D Amplifier
- 30 - 140 Hz frequency response
- 18" Neodymium Woofer, 4.0" voice coil
- RDNet remote monitoring and control
- Hardware compatible with the HDL 30-A

HDL 36-AS

The HDL 36-AS is the ideal flyable bass complement for the HDL 28-A array system. It features one 4.0" voice coil, 15" neodymium woofer to handle 135 dB SPL Max from 40 Hz to 140 Hz with the maximum linearity and low distortion. The built-in 3200 watts class-D amplifier delivers excellent playback clarity and up to 135 decibels SPL max. Due to its compatibility with RDNet - remote monitoring and control, the HDL 36-AS is part of the professional HDL System.

ACTIVE FLYABLE SUBWOOFER MODULE

- 135 dB Max SPL
- 3200W Class-D Amplifier
- 40 - 140 Hz frequency response
- 15" Neodymium Woofer, 4.0" voice coil
- RDNet remote monitoring and control
- Hardware compatible with the HDL 28-A



Aerial Bass Brigade

HDL 35-AS

The HDL 35-AS is the ideal flyable bass complement for the HDL 26-A array system. It features a baltic birch plywood cabinet housing one 4.0" voice coil, 15" Neodymium woofer to handle frequencies from 40 Hz to 140 Hz with the maximum linearity and lowest distortion. The 2200 Watts class-D amplifier onboard delivers excellent playback clarity and up to 134 decibels SPL max. Due to its compatibility with RDNet - remote monitoring and control, the HDL 35-AS is part of the professional HDL System.

ACTIVE FLYABLE SUBWOOFER MODULE

- 134 dB Max SPL
- 2200W Class-D Amplifier
- 40 - 140 Hz frequency response
- 1x15" Neodymium Woofer, 4.0" voice coil
- RDNet remote monitoring and control
- Hardware compatible with the HDL 26-A

HDL 12-AS





The HDL 12-AS is the companion subwoofer for HDL 6-A. Housing a 12" woofer, the HDL 12-AS, is a very compact active sub enclosure and features a 1400 W powerful digital amplifier. It is the ideal complement to create flown HDL 6-A clusters with outstanding performance. It features a built-in digital stereo crossover (DSP) with adjustable crossover frequency to connect the HDL 6-A line array module or a satellite. The integrated mechanics are both fast and reliable. The heavy-duty front grille is power coated. A special transparent-to-sound foam backing inside helps the further protection of the transducers from dust.

ACTIVE FLYABLE SUBWOOFER MODULE

- 1400 Watt Peak power - 700 Watt RMS
- 131 dB max SPL
- 40 Hz - 120 Hz frequency response
- 1 x 12" Woofer
- Hardware compatible with the HDL 6-A



SPECIFICATIONS

SPECIFICATIONS

	HDL 38-AS	HDL 36-AS	HDL 35-AS	HDL 12-AS		
Acoustical specifications						
Frequency Response:	30 Hz - 140 Hz	40 Hz - 140 Hz	40 Hz - 140 Hz	40 Hz - 120 Hz		
Max SPL @ 1m:	136 dB	135 dB	134 dB	131 dB		
Transducers						
Woofers:	18" neo, 4.0" v.c.	15" neo, 4.0" v.c.	15" neo, 4.0" v.c.	12", 3.0" v.c.		
Input/Output section						
Input signal:	bal/unbal	bal/unbal	bal/unbal	bal/unbal		
Input connectors:	XLR, RDNet Ethercon	XLR, RDNet Ethercon	XLR, RDNet Ethercon	XLR		
Output connectors:	XLR, RDNet Ethercon	XLR, RDNet Ethercon	XLR, RDNet Ethercon	XLR		
Input sensitivity:	+4 dBu	+4 dBu	+4 dBu	-2 dBu/+4 dBu		
Processor section						
Hi-Pass Frequencies:	-	-	-	40Hz		
Low-Pass Frequencies:	-	-	-	80Hz, 110Hz		
Protections:	Thermal, RMS	Thermal, RMS	Thermal, RMS	Thermal, RMS		
Limiter:	Soft Limiter	Soft Limiter	Soft Limiter	Soft Limiter		
Controls:	Volume, Preset selection	Volume, Preset selection	Volume, Preset selection	Volume, EQ, Phase, Xover		
RDNet:	Onboard	Onboard	Onboard	-		
Power section						
Total Power:	3200 W Peak	3200 W Peak	2200 W Peak	1400 W Peak		
Low frequencies:	3200 W Peak	3200 W Peak	2200 W Peak	1400 W Peak		
Cooling:	Convection	Convection	Convection	Convection		
Connections:	Powercon IN/OUT	Powercon IN/OUT	Powercon IN/OUT	Powercon IN/OUT		
RCF Technology	RDNet	RDNet	RDNet	-		
Standard compliance						
CE marking:	Yes	Yes	Yes	Yes		
Physical specifications						
Cabinet/Case Material:	Baltic birch plywood	Baltic birch plywood	Baltic birch plywood	Baltic birch plywood		
Line array module compatibile:	HDL 30-A	HDL 28-A	HDL 26-A	HDL 6-A		
Hardware:	Array fittings, 1 x M20	Array fittings, 1 x M20	Array fittings, 1 x M20	Array fittings, 1 x M20		
Handles:	2 Side	2 Side	2 Side	2 side		
Pole mount/Cap:	M20 thread	M20 thread	M20 thread	M20 thread		
Grille:	Steel	Steel	Steel	Steel		
Color:	Black, White	Black, White	Black, White	Black		
Size						
Height:	502 mm / 19.76"	467 mm / 18.39"	444 mm / 17.48"	379 mm / 14.92"		
Width:	700 mm / 27.56"	555 mm / 21.85"	456 mm / 17.95"	470 mm / 18.5"		
Depth:	621 mm / 24.45"	593 mm / 23.35"	508 mm / 20"	508 mm / 20"		
Weight:	48.7 kg / 107.36 lbs	37 kg / 81.57 lbs	30 kg / 66.14 lbs	25 kg / 55.12 lbs		
Part Number						
90-240 V	EU	Black	13000580	13000583	13000575	-
90-240 V	US	Black	13000972	13000971	13000968	-
90-240 V	EU	White	13000661	13000662	13000664	-
90-240 V	US	White	-	13000974	13000973	-
220-240 V		Black	-	-	-	13000505
115 V		Black	-	-	-	13000510

ACCESSORIES

RIGGING / MOUNTING	
FL-B HDL 30	13360380
Flybar for HDL 30-A or HDL 38-AS + 1x Pickup Tab with Shackle + Stacking Bar + Mounting Bracket for inclinometer. Pins included.	
FL-B PK HDL 30	13360394
Pickup Tab with Shackle for HDL 30-A and HDL 28-A. To be added to the flybar when rigging with 2 motors. Pins included.	
FL-B HDL 28	13360411
Flybar for HDL 28-A or HDL 36-AS + 1x Pickup Tab with Shackle + Stacking Bar + Mounting Bracket for inclinometer. Pins included.	
FL-B HDL 6	13360360
FL-B HDL 6 W	13360373
Flybar for HDL 6-A; HDL 12-AS; HDL 26-A; HDL 35-AS + 1x Pickup Tab with Shackle + Stacking Bar + Pole Mount + M20 Adapter. Pins included.	
FL-B LINK HDL 6-12 2X	13360375
Link bar for HDL 6-A and HDL 12-AS; HDL 26-A and HDL 35-AS (two pieces)	
FL-B PK HDL 6	13360372
Pickup Tab with Shackle for HDL 6-A; HDL 12-AS; HDL 26-A; HDL 35-AS. To be added to the flybar when rigging with 2 motors. Pins included.	
CL-BR HDL 6	13360371
Clamp Bracket for HDL 6-A, HDL 26-A, HL 6 and HL 35-S.	
AZM-BR 2X	13360351
To be added for horizontal array control	
PM-KIT 3X HDL 6	13360377
Pole mount kit for 3 HDL 6-A or 3 HDL 26-A. Pins included. + Stacking Bar	
STCK-KIT 2X HDL 30	13360393
Stacking kit for HDL 30-A, HDL 28, HDL 20-A and HDL 10-A. Pins included.	
PM-KIT M20	13360067
Adjustable pole for subwoofer.	
AC PMX	13360232
Speaker pole mount with pushbutton system and hand crank to avoid uncontrolled reverse motion. Locking screw provides additional safety.	

TRANSPORTATION	
KRT-WH 3X HDL 38	13360336
Cart with wheels for 3 HDL 38	
KRT-WH 3X HDL 36	13360431
The heavy-duty RCF KART can safely transport up to 3 cabinets. 4 wheels included.	

PROTECTIONS	
CVR 3X HDL 38	13360433
Padded Cover for three piece of HDL 38. It features heavy-duty polyester outer fabric, foam rubber padding, and zip openings.	
CVR 3X HDL 36	13360434
Padded Cover for 3 pieces of HDL 36-AS on a cart. It features heavy-duty polyester outer fabric, foam rubber padding, and zip openings with Velcro fasteners.	
RPR60695	13360695
Set of 2x rain covers to protect HDL 30-A, HDL 28-A and HDL 35-AS input boards	



KX SERIES

The KX Series represents RCF's latest innovation in audio engineering, designed specifically for professionals deploying top-tier sound reinforcement at live concerts, performing arts centers, sports venues, and premium installations.

The KX Series encompasses powerful active speakers that deliver superior sound performance, featuring advanced DSP, remote management capabilities, full weatherproof protection, and unmatched scalability. Engineered for high-power efficiency, these rider-friendly speakers boast robust hardware and a lightweight design. The KX Series sets a new industry standard for power, accuracy, and coverage.

DIGITAL SIGNAL PROFICIENCY

The KX DSP platform is the next-generation audio engine for RCF active speakers and DSP amplifiers. Designed as a real-time DSP engine, it offers unparalleled processing density and scalability, propelling RCF speakers to a new dimension of performance. This groundbreaking DSP engine delivers unmatched processing power for its class.

KEY FACTORS

- Designed for touring and professional deployments
- Fast deployment and quick tuning
- Large accessory catalog
- RCF Precision Transducers
- RDNet for control, monitoring and remote management
- Advanced DSP Platform
- Designed and manufactured in RCF's headquarters

ADVANCED ELECTRONICS

The high-powered Class-D amplifiers, tailored for each transducer, deploy pristine sound with efficient heat dissipation at the lowest possible distortion, along with low power consumption. High-end AD/DA conversion up to 96 kHz - 32-bit floating-point, and onboard DSP for the best sound quality. Thanks to the proprietary RDNet networked management and control, every KX speaker provides in-depth remote monitoring through multiple sensors. The system engineer has immediate feedback of transducer status, fan speed, temperature, VU meters, limiters and much more.

PRECISION TRANSDUCERS

RCF has over 75 years of experience in designing transducers, particularly moving coil loudspeakers. Their transducers are engineered for optimal power and sound purity, with minimal distortion and the ability to withstand extended use.



The Key to Pure Performance

ROBUST AND DURABLE

The high-quality Baltic birch plywood enclosure is crafted with each layer glued using water-resistant adhesive before the painting process. The weatherproof polyurea paint forms a thick, full coating over the cabinet, with excellent waterproofing, UV resistance, corrosion protection and the ability to withstand abrasion, impacts, and mechanical stress. All mechanical rigging is built from high-strength structural Swedish steel. After undergoing a quenching and tempering process, this special steel guarantees a yield strength nearly four times higher than that of commercial-grade steel, while maintaining its mechanical properties even at temperatures as low as -40°C. The rigging has a high safety factor, ensuring all weight is securely managed. KX enclosures feature die-cast aluminum handles with ergonomic rubber grips. Attached to a solid machined aluminum structure, the amplifier heat dissipation is efficient, enhancing the stiffness of the enclosure.


REINFORCED STRUCTURAL DESIGN

The internal structure is designed with reinforced bracing to ensure durability during long-term use and transport. All components, including metal inserts, are securely assembled using high-quality metric screws for maximum stability. Additionally, the amplifier is housed in a dedicated chamber, separate from the transducers, to enhance both efficiency and reliability.

THE KX SIGNATURE FRONT GRILLE

The heavy-duty front grille is powder-coated for maximum robustness. A special transparent-to-sound foam backing on the inside of the grille helps to further protect the transducers from dust. Waterproof speakers feature an advanced acoustically transmissive water-repellent mesh. Logo is rotatable for horizontal or vertical placement.

- Reinforced structural design
- Water Resistant Birch Enclosure
- Durable Polyurea Paint
- High-strength Steel
- Ergonomic handles
- Machined Aluminum Heat Sink



SPECIFICATIONS



	KX 45-A	KX 32-A	KX 10-A	KX 08-A
Acoustical specifications				
Frequency Response:	50 Hz - 20000 Hz	50 Hz - 20000 Hz	60 Hz - 20000 Hz	65 Hz - 20000 Hz
Max SPL @ 1m:	137 dB	134 dB	130 dB	128 dB
Horizontal coverage angle:	100°	100°	100°	90°
Vertical coverage angle:	70°	70°	50°	70°
Transducers				
Compression Driver:	1.4" neo, 4" v.c	1.4" neo, 3" v.c	1" neo, 1.75" v.c	1" neo, 1.75" v.c
Woofer:	1 x 15" neo, 3.5" v.c	12" neo, 3.5" v.c	10" neo, 2.5" v.c	1 x 8" neo, 2.5" v.c
Input/Output section				
Input signal:	bal/unbal	bal/unbal	bal/unbal	bal/unbal
Input connectors:	XLR, RDNet Ethercon	XLR, RDNet Ethercon	XLR, RDNet Ethercon	XLR, RDNet Ethercon
Output connectors:	XLR, RDNet Ethercon	XLR, RDNet Ethercon	XLR, RDNet Ethercon	XLR, RDNet Ethercon
Input sensitivity:	-2 dBu/+4 dBu	-2 dBu/+4 dBu	-2 dBu/+4 dBu	-2 dBu/+4 dBu
Processor section				
Crossover Frequencies:	750Hz	750Hz	1600 Hz	1400Hz
Protections:	Thermal, HF	Thermal, HF	Thermal, HF	Thermal, HF
Limiter:	Fast Limiter	Fast Limiter	Fast Limiter	Fast Limiter
Controls:	Gain Reduction, Proces., 8 sel. presets	Gain Reduction, Proces., 8 sel. presets	Bypass, Linear/High Pass, Volume, RDnet on board	Bypass, Linear/High Pass, Volume, RDnet on board
RDNET:	Onboard	Onboard	Onboard	Onboard
Power section				
Total Power:	3200 W Peak	3200 W Peak	2000 W Peak	2000 W Peak
High frequencies:	1200 W Peak	1200 W Peak	600 W Peak	600 W Peak
Low frequencies:	2000 W Peak	2000 W Peak	1400 W Peak	1400 W Peak
Cooling:	Convection	Convection	Convection	Convection
Powercon TRUE1 TOP IN/OUT:	Yes	Yes	Yes	Yes
RCF Technology				
FIRPHASE:	Yes	Yes	Yes	Yes
RDNet:	Yes	Yes	Yes	Yes
Bass Motion Control:	Yes	Yes	Yes	Yes
Standard compliance				
Safety agency:	CE compliant	CE compliant	CE compliant	CE compliant
Physical specifications				
Cabinet/Case Material:	Baltic birch plywood	Baltic birch plywood	Baltic birch plywood	Baltic birch plywood
Hardware:	Quick lock, pole mount, 3 M10 on top, 3 M10 on bottom sides	Quick lock, pole mount, 3 x M10 on top, 3 x M10 on bottom sides	3X M10 TOP and Bottom 2X PIN D.10 and M10 SIDE	3X M10 TOP and Bottom 2X PIN D.10 and M10 SIDE
Handles:	2 on side	2 on side	1 top	1 top
Pole mount/Cap:	35 mm insert	35 mm insert	35 mm insert	35 mm insert
Grille:	Steel with clothing	Steel with clothing	Steel with clothing	Steel with clothing
Color:	Black	Black	Black	Black
Size				
Height:	705 mm / 27.76 inches	620 mm / 24.41 inches	510 mm / 20.08 inches	450 mm / 17.72 inches
Width:	419.6 mm / 16.52 inches	360 mm / 14.17 inches	300 mm / 11.81 inches	260 mm / 10.24 inches
Depth:	430 mm / 16.93 inches	409.3 mm / 16.11 inches	300 mm / 11.81 inches	285.4 mm / 11.24 inches
Weight:	28.45 kg / 62.72 lbs	23.8 kg / 52.47 lbs	14 kg / 30.86 lbs	11 kg / 24.25 lbs
Part Number				
220-240 V EU Black	-	-	13000902	13000900
220-240 V UK Black	-	-	13000951	13000950
100-120 V US Black	-	-	13000901	13000895
100-120 V US White	-	-	-	-
220-240 V EU White	-	-	-	-
220-240 V UK White	-	-	-	-
100-240 V EU Black	13000906	13000904	-	-
100-240 V US Black	13000905	13000903	-	-
100-240 V EU Black	-	-	-	-
100-240 V US Black	-	-	-	-



KX 515-A	KXL 4-A	KXW 4-A
70 Hz - 20000 Hz	45 Hz - 20000 Hz	45 Hz - 20000 Hz
127 dB	135 dB	135 dB
100°	100°	100°
70°	25°	50°
1" neo, 1.75" v.c	1.4" neo, 4" v.c	1.4" neo, 4" v.c
2 x 5" neo, 2" v.c	2 x 10" neo, 3" v.c	2 x 10" neo, 3" v.c
bal/unbal	bal/unbal	bal/unbal
XLR, RDNet Ethercon	XLR, RDNet Ethercon	XLR, RDNet Ethercon
XLR, RDNet Ethercon	XLR, RDNet Ethercon	XLR, RDNet Ethercon
-2 dBu/+4 dBu	+4 dBu	+4 dBu
1200	900Hz	900Hz
Excurs.	Thermal, RMS	Thermal, RMS
Fast Limiter	Fast Limiter	Fast Limiter
Bypass, Linear/High Pass, Volume,	Gain Reduction, delay, proces., 8 sel. presets.	Gain Reduction, delay, proces., 8 sel. presets
Onboard	Onboard	Onboard
2000 W Peak	3200 W Peak	3200 W Peak
600 W Peak	1200 W Peak	1200 W Peak
1400 W Peak	2000 W Peak	2000 W Peak
Convection	Convection	Convection
Yes	Yes	Yes
Yes	Yes	Yes
Yes	Yes	Yes
Yes	Yes	Yes
CE compliant	CE compliant	CE compliant
Baltic birch plywood	Baltic birch plywood	Baltic birch plywood
2X M10 TOP and Bottom 2X PIN D.10	Array fittings, 2xM10 on the top, 2xM8	Array fittings, 2xM10 on the top, 2xM8
2 Top and Bottom	2 side, 2 rear	2 side, 2 rear
Quick Fit Socket	35 mm insert	35 mm insert
Steel with clothing	Steel with clothing	Steel with clothing
Black, White	Black	Black
456 mm / 17.95 inches	825 mm / 32.48 inches	825 mm / 32.48 inches
154 mm / 6.06 inches	310 mm / 12.2 inches	310 mm / 12.2 inches
237.5 mm / 9.35 inches	369 mm / 14.53 inches	369 mm / 14.53 inches
9.8 kg / 21.61 lbs	30.4 kg / 67.02 lbs	30.4 kg / 67.02 lbs
13000897	-	-
13000952	-	-
13000896	-	-
13000869	-	-
13000870	-	-
13000954	-	-
-	-	-
-	-	-
-	13000882	13000884
-	13000961	13000959

ACCESSORIES

RIGGING / MOUNTING

	Accessory name	p/n	Color	KX 45-A	KX 32-A	KX 10-A	KX 08-A
FLOOR STANDS	AC PRO-FS	13360109	Black	X	X	X	X
FLYING BRACKETS	AC EB 4X	13360031				X	X
	FLB60691	13360691	Black				
FLY BARS	FLB60697	13360697	Black				
FLY BARS PICKUP	FLB60696	13360696	Black				
HORIZONTAL BRACKETS	HBR60706	13360706	Black	X			
	HBR60703	13360703	Black		X		
	HBR60711	13360711	Black			X	
	HBR60714	13360714	Black				X
	HBR60692	13360692	Black				
	HBR60716	13360716	White				
	HBR60709	13360709	Black				
INSTALLATION PLATES	PLT60702	13360702	Black	X	X		
LINK BARS	FLB60690	13360690	Black				
VERTICAL BRACKETS	VBR60707	13360707	Black	X			
	VBR60704	13360704	Black		X		
	VBR60712	13360712	Black			X	
	VBR60715	13360715	Black				X
	VBR60693	13360693	Black				
	VBR60698	13360698	Black				
POLE MOUNT KITS	AC PRO-PM	13360110	Black	X	X	X	X
	PM-KIT M20	13360067	Black	X	X	X	X
	PM-KIT M20	13360638	White				
	PMK60678	13360678	Black				
	PMK60679	13360679	White				
	AC PMX	13360232	Black		X	X	X
SUSPENSION CHAINS	HOIST SPACING CHAIN CH 001	13360129	Black				

PROTECTIONS

	Accessory name	p/n	Color	KX 45-A	KX 32-A	KX 10-A	KX 08-A
COVERS	CVR60705	13360705	Black	X			
	CVR60699	13360699	Black		X		
	CVR60710	13360710	Black			X	
	CVR60713	13360713	Black				X
	CVR60688	13360688	Black				
	CVR60694	13360694	Black				
	CVR60708	13360708	Black				
RAIN PROTECTIONS	RPR60651	13360651	Black	X	X		
	RPR60689	13360689	Black			X	X
CABLES KIT	AC XLR 3M3F	13360102	Black				
	CBL ETHERCON 0.7M	12399016	Black				
	CBL ETHERCON 1.5M	12399017	Black				
	CBL ETHERCON 3M	12399035	Black				
	CBL ETHERCON 5M	12399018	Black				


CABLES

	Accessory name	p/n	Color	KX 45-A	KX 32-A	KX 10-A	KX 08-A
CABLES	CBL ETHERCON TO XLR F 0.2M	12399019	Black	X	X		
	CBL ETHERCON TO XLR M 0.2M	12399020	Black	X	X		
CABLES KIT	AC XLR 3M3F	13360102	Black	X	X	X	X
	CBL ETHERCON 0.7M	12399016	Black	X	X		
	CBL ETHERCON 1.5M	12399017	Black	X	X		
	CBL ETHERCON 3M	12399035	Black	X	X		
	CBL ETHERCON 5M	12399018	Black	X	X		

KX 515-A	KXL 4-A	KXW 4-A
X	X	X
X		
	X	X
	X	X
X		
X		
X		
X		
	X	X
X	X	X
X		
X		
X		
X		
X	X	X
	X	X

KX 515-A	KXL 4-A	KXW 4-A
X		
	X	X
	X	X
X		

KX 515-A	KXL 4-A	KXW 4-A
	X	X
	X	X
X	X	X
	X	X
	X	X
	X	X
	X	X



NX COLUMN ARRAYS

NX modular line-source active speaker systems are specifically designed for rental companies, professional DJs, and musicians but also intended for permanent installation. Their sleek and innovative design commands an incredible size-to-power ratio, featuring powerful amplifiers, full onboard DSP, and a complete set of rigging accessories.

LINE ARRAY PERFORMANCE AND COVERAGE

The vertically asymmetrical horn design accurately projects the sound energy and avoids unwanted reflections when placed on a sub or a speaker stand, without tilting the enclosure. This design also allows configuring two cascading NXL columns for optimal coverage. Intelligibility is significantly increased in challenging acoustic environments. The speaker delivers an extended low-frequency range that is increased when paired with a subwoofer for medium-sized concerts and DJ sets.

SERIOUS SOUND, SLIM PROFILE

NXL column arrays deliver big-system output in a space-saving footprint—perfect for portable PA and discreet installations where sightlines and stage real estate are a concern. Their sleek, narrow profile and flexible rigging hardware enable deployment almost anywhere: standalone, on a pole, over a sub, vertically coupled for extended throw, or flown/truss-mounted using integrated points and optional accessories. Built from rugged Baltic birch with ergonomic side handles, road-ready finish, and a protective steel grille, the NXL Series is engineered for the grind of touring yet clean enough for permanent installation.

ACTIVE TWO-WAY COLUMN ARRAYS

- Up to 135 dB Sound Pressure Level
- 2100W Class-D Amplifier
- Up to 60-20000 Hz linear frequency response
- Advanced Ccompression Driver
- 800 Hz Crossover Frequency
- M8 Rigging Points and Quick Lock
- Bass Motion Control and FIRPHASE processing
- NXL 14-A available in full black or white



Raise the bar of performance

ENGAGE YOUR AUDIENCE

Based on RCF precision transducers and wooden cabinets, the NX Column Series is the RCF's most flexible active speaker system when the need for deploying high-power and pristine sound for live events is required. With its streamlined design and small footprint, the NX Column Series provides a powerful sound system when the space for speakers is limited.

ALL IN ONE SOLUTION

Designed as the ideal sound system for the day-to-day live event, the NXL Series packs a variety of features for professional users. With the best size to power ratio in its class, advanced DSP, and equipped with multiple rigging points, the NXL Series is a solid and reliable choice. RCF products represent the 75-year commitment to excellence in manufacturing, precise and careful assembly, and extensive quality control procedures

SMALL SCALE, MASSIVE IMPACT

Compact in size but mighty in sound, the new NXL 14-A is the smallest speaker of the NXL Active Column Speaker Series. Available in black or white color, this versatile speaker can pack serious power in a very compact cabinet. Perfect for portable column systems with a SUB Series subwoofer, ideal in immersive applications or as an unobtrusive fill speaker.





SPECIFICATIONS

	NXL 44-A MK2	NXW 44-A	NXL 24-A MK2
Acoustical specifications			
Frequency Response:	45 Hz - 20 kHz	45 Hz - 20 kHz	60 Hz - 20 kHz
Max SPL @ 1m:	135 dB	135 dB	132 dB
Horizontal coverage angle	100°	100°	100°
Vertical coverage angle:	25°	50°	30°
Transducers			
Compression Driver:	3" Neo - Titanium Dome	3" Neo - Titanium Dome	3" Neo - Titanium Dome
Woofer:	3 x 10" neo, 2.5" v.c	3 x 10" neo, 2.5" v.c	4 x 6.0" neo, 1.5" v.c
Input/Output section			
Input signal:	bal/unbal	bal/unbal	bal/unbal
Input connectors:	Combo XLR/Jack	Combo XLR/Jack	Combo XLR/Jack
Output connectors:	XLR	XLR	XLR
Input sensitivity:	-2 dBu/+4 dBu	-2 dBu/+4 dBu	-2 dBu/+4 dBu
Processor section			
Crossover Frequencies:	800 Hz	800 Hz	800 Hz
Protections:	Thermal, Excurs., RMS	Thermal, Excurs., RMS	Thermal, Excurs., RMS
Limiter:	Soft Limiter	Soft Limiter	Soft Limiter
Controls:	Linear, 2 Speakers, High-Pass, Volume	Linear, 2 Speakers, High-Pass, Volume	Linear, 2 Speakers, High-Pass, Volume
Power section			
Total Power:	2100 W Peak	2100 W Peak	2100 W Peak
High frequencies:	700 W Peak	700 W Peak	700 W Peak
Low frequencies:	1400 W Peak	1400 W Peak	1400 W Peak
Cooling:	Convection	Convection	Convection
Connections:	Powercon TRUE1 TOP IN/OUT	Powercon TRUE1 TOP IN/OUT	Powercon TRUE1 TOP IN/OUT
RCF Technology	FIRPHASE	FIRPHASE	FIRPHASE
	Bass Motion Control	Bass Motion Control	Bass Motion Control
Standard compliance			
CE marking:	Yes	Yes	Yes
Physical specifications			
Cabinet/Case Material:	Baltic birch plywood	Baltic birch plywood	Baltic birch plywood
Hardware:	8 x M8, 8 x quick lock	8 x M8, 8 x quick lock	4 x M8, 4 x quick lock
Handles:	2 side	2 side	2 side
Pole mount/Cap:	Yes	Yes	Yes
Grille:	Steel	Steel	Steel
Color:	Black	Black	Black
Size			
Height:	1080 mm / 42.52"	1080 mm / 42.52"	1056 mm / 41.57"
Width:	297.5 mm / 11.71"	297.5 mm / 11.71"	201 mm / 7.91"
Depth:	373 mm / 14.69"	373 mm / 14.69"	274 mm / 10.79"
Weight:	33.4 kg / 73.63 lbs	31.55 kg / 69.56 lbs	24.4 kg / 53.79 lbs
Part Number			
220-240 V	13000609	13000805	13000610
100-120 V	13000756	13000806	13000751
220-250 V White	-	-	-
100-120 V White	-	-	-



NXL 14-A

70 Hz - 20 kHz
128 dB
100°
70°
1.75" neo, PKX Dome
2 x 6.0" neo, 2.0" v.c
bal/unbal
Combo XLR/Jack
XLR
-2 dBu/+4 dBu
1200 Hz
Excurs.
Fast Limiter
Linear/Boost/Stage Presets, Volume
2100 W Peak
700 W Peak
1400 W Peak
Convection
Powercon TRUE1 TOP IN/OUT
FIRPHASE
Bass Motion Control
Yes
2x M10 Top and Bottom 2X PIN D.10
2 Top and Bottom
Quick-fit socket
Steel
Black, White
567 mm / 22.32 inches
197 mm / 7.76 inches
270 mm / 10.63 inches
12.8 kg / 28.21 lbs
13000888
13000892
13000891
13000893

ACCESSORIES

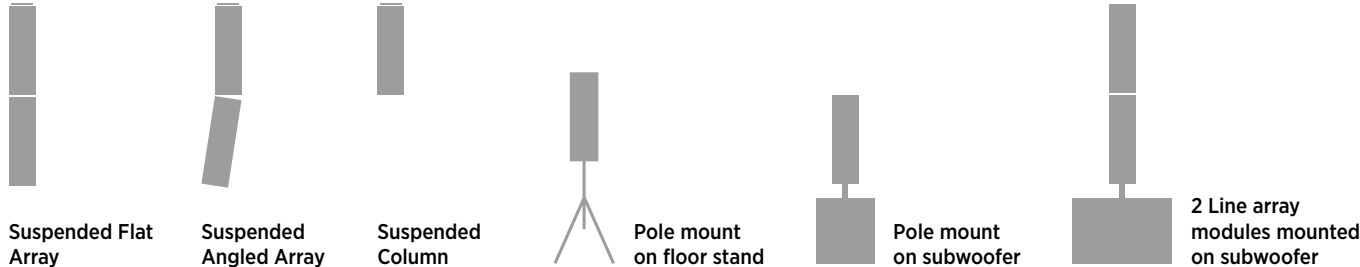
RIGGING / MOUNTING	
FL-B NXL 44	13360345
Fly bar kit for NX L44-A.	
FL-B LINK NXL 44	13360346
Accessory to link a second NXL 44-A to a flying NXL 44-A (straight or 2 angles).	
FL-B NXL 24	13360278
Fly bar kit for NX L24-A.	
FL-B LINK NXL 24	13360279
Accessory to link a second NXL24 to a flying NXL 24-A (straight or 2 angles).	
STCK-KIT NXL 44	13360347
Accessory for stacking 2 NXL 44-A on SUB 8006 or 8004 (or M20 pole).	
PM-KIT NXL 24	13360280
Adjustable pole accessory for stacking NXL 24-A on SUB 8004 (or M20 pole).	
STCK-KIT NXL 24	13360281
Accessory for stacking 2 NXL 24-A on SUB 8006 or 8004 (or M20 pole).	
PM-KIT M20 (black)	13360067
PM-KIT M20 (white)	13360638
Adjustable pole for subwoofer.	
AC PMX	13360232
Speaker pole mount with pushbutton system and hand crank to avoid uncontrolled reverse motion. Locking screw provides additional safety.	
AC PRO-FS	13360109
Steel speaker floor stand with folding base and telescopic rod. Tube diameter 35mm. Load capacity up to 50kg.	
AC PRO-PM	13360110
Steel speaker pole mount with telescopic rod, tube diameter 35mm. Height adjustment using a non-scratching locking screw and safety pin. Moveable plastic splints separate the speaker from the stand creating a vibration-free connection. Easy to use ring lock.	
PMK60678 (black)	13360678
PMK60679 (white)	13360679
This adapter is used to mount loudspeakers on standard 35 mm diameter pole commonly used for loudspeaker stands. Pole not included.	
HBR60683 (black)	13360683
HBR60684 (white)	13360684
Horizontal bracket for NXL 14-A speakers wall mounting.	
VBR60681 (black)	13360681
VBR60682 (white)	13360682

Vertical bracket for NXL 14-A speakers ceiling or wall mounting (white).

PROTECTIONS	
RPR60700	13360700
2 x Rain Cover for input amplifier protection.	
CVR60685	13360685
Padded travel bag for NXL 14-A speaker.	
CABLES	
AC XLR 3M3F	13360102
3 XLR Female connector 3 pole with nickel body and silver contacts.	
QUICK LOCK PIN	
QL-PIN 009	13360627

Quick Lock Pin for FL-B LINK NXL 24. Stainless steel construction. Dimensions: Ø 9.5 mm - L. 27 mm.

FLOOR & SUSPENDED CONFIGURATIONS



NX 9 SERIES

With 2100 W power, the 2-channel NX 9 Class-D amplifier is 50% more powerful than previous models, able to manage extreme sound pressure levels with an ultra-fast attack, realistic transient response, and very low heat loss.

A NEW STANDARD IN PORTABLE SOUND

The NX 9 series is masterfully engineered to deliver stellar audio performances for solo musicians, bands, and DJs. The new bi-amplified 2100W electroacoustic design provides impressive sound pressure levels, also when used in open-air applications and at long distances, with unbeatable sound quality. The combination of purpose-designed transducers, advanced DSP processing, and a constant directivity waveguide produces coherent coverage to the listening area with distortion-free sound and RCF reliability. Durably built in a rugged all-wood cabinet, NX 9 is tour-ready, and delivers remarkable audio performance and versatility to any professional audio application.

SUPERIOR TRANSDUCERS

Lightweight and powerful, RCF drivers are a reference in high performance. All transducers are designed by RCF engineers in Italy for maximum reliability and perfectly matched components. The new 1.75" voice coil design with Polyimide-Kapton dome features a new bonding technology and reinforcement ribs making it 10 times more rigid than previous models, for increased accuracy and durability. The redesigned phase plug increases sound clarity with less distortion. Low-frequency transducer design gains more stability over higher currents, with less distortion and better heat handling.

PROFESSIONAL ACTIVE SPEAKERS

- Up to 138 dB Sound Pressure Level
- 2100W Class-D Bi-Amplification
- Up to 40 - 20000 Hz linear frequency response
- Wide Constant Directivity Coverage
- FiRPHASE zero degrees phase technology
- Bass Motion Control woofer excursion management

NX 915-A



NX 912-SMA

The next generation of sound

TOUR-PROVEN WORKHORSE

NX 9 can operate as either the main system or as a floor monitor. This flexibility makes it a smart choice for a wide range of live sound applications. The rugged all-wood cabinet is easy to carry, thanks to handles on both sides (one on top for NX 910-A). The lower side includes a steel pole socket for mounting on a stand or a subwoofer pole. Each model can also be flown, wall- or truss-mounted using the six included M10 rigging points and special accessories. From the wood cabinet to the final texture and the rugged protective grille, NX 9 offers maximum strength for intensive use on the road and can be used for fixed installation.

PKX HF Compression Driver

The midrange section (only for NX 985-A) adds detail and vocal clarity with a high-power 8" cone midrange on a constant directivity waveguide.

NX 985-A



SPECIFICATIONS



	NX 985-A	NX 915-A	NX 912-A	NX 910-A
Acoustical specifications				
Frequency Response:	40 Hz - 20 kHz	45 Hz - 20 kHz	50 Hz - 20 kHz	50 Hz - 20 kHz
Max SPL @ 1m:	138 dB	131 dB	130 dB	130 dB
Horizontal coverage angle:	100°	100°	100°	100°
Vertical coverage angle:	60°	60°	60°	70°
Transducers				
Compression Driver:	1.75" Neo - PKX Dome	1", 1.75" v.c.	1", 1.75" v.c.	1", 1.75" v.c.
Midrange:	8" neo, 2.5" v.c.	-	-	-
Woofer:	15", 3" v.c.	15", 2.5" v.c.	12", 2.5" v.c.	10", 2.5" v.c.
Input/Output section				
Input signal:	bal/unbal	bal/unbal	bal/unbal	bal/unbal
Input connectors:	Combo XLR/Jack	XLR, Jack	XLR, Jack	XLR, Jack
Output connectors:	XLR	XLR	XLR	XLR
Input sensitivity:	-2 dBu/+4 dBu	-2 dBu/+4 dBu	-2 dBu/+4 dBu	-2 dBu/+4 dBu
Processor section				
Crossover Frequencies:	Bass/Mid: 320Hz, Mid/High: 1200Hz	1600 Hz	1600 Hz	1600 Hz
Protections:	Thermal, Excurs., RMS	Thermal, RMS	Thermal, RMS	Thermal, RMS
Limiter:	Soft Limiter	Soft Limiter	Soft Limiter	Soft Limiter
Controls:	Linear, 2 Speakers, High Pass, Volume	Linear, Boost, Stage, Volume	Linear, Boost, Stage, Volume	Linear, Boost, Stage, Volume
Power section				
Total Power:	2100 W Peak	2100 W Peak	2100 W Peak	2100 W Peak
High frequencies:	200 W Peak	700 W Peak	700 W Peak	700 W Peak
Mid frequencies:	500 W Peak	-	-	-
Low frequencies:	1400 W Peak	1400 W Peak	1400 W Peak	1400 W Peak
Cooling:	Convection	Convection	Convection	Convection
Connections:	Powercon TRUE1 TOP IN/OUT FIRPHASE	VDE FIRPHASE	VDE FIRPHASE	VDE FIRPHASE
RCF Technology				
	Bass Motion Control	Bass Motion Control	Bass Motion Control	Bass Motion Control
Standard compliance				
CE marking:	Yes	Yes	Yes	Yes
Physical specifications				
Cabinet/Case Material:	Plywood	Plywood	Plywood	Plywood
Hardware:	2XM10 Top, 1XM10 each side, 1XM10 bottom, 1XM10 rear	2XM10 Top, 1XM10 each side, 1XM10 bottom, 1XM10 rear	2XM10 Top, 1XM10 each side, 1XM10 bottom, 1XM10 rear	2XM10 Top, 1XM10 each side, 1XM10 bottom, 1XM10 rear
Handles:	1 x Side	1 x Each Side	1 x Side	1 Top
Pole mount/Cap:	-	Yes	Yes	Yes
Grille:	Steel	Steel	Steel	Steel
Color:	Black	Black	Black	Black
Size				
Height:	1075 mm / 42.32"	705 mm / 27.76"	620 mm / 24.41"	510 mm / 20.08"
Width:	461 mm / 18.15"	420 mm / 16.54"	362 mm / 14.25"	295 mm / 11.61"
Depth:	475 mm / 18.7"	451 mm / 17.76"	405 mm / 15.94"	333 mm / 13.11"
Weight:	38.9 kg / 85.76 lbs	24.1 kg / 53.13 lbs	20.8 kg / 45.86 lbs	16.4 kg / 36.16 lbs
Part Number				
220-240 V	13000743	13000674	13000673	13000668
100-120 V	13000757	13000690	13000689	13000688



NX 915-SMA	NX 912-SMA
45 Hz - 20 kHz	50 Hz - 20 kHz
131 dB	130 dB
100°	100°
70°	70°
1", 1.75" v.c	1 ", 1.75" v.c
-	-
15", 2.5" v.c	12", 2.5" v.c
bal/unbal	bal/unbal
Combo XLR/Jack	Combo XLR/Jack
XLR	XLR
-2 dBu/+4 dBu	-2 dBu/+4 dBu
1600 Hz	1600 Hz
Thermal, RMS	Thermal, RMS
Soft Limiter	Soft Limiter
-	-
2100 W Peak	2100 W Peak
700 W Peak	700 W Peak
-	-
1400 W Peak	1400 W Peak
Convection	Convection
Powercon TRUE1 TOP IN/OUT FIRPHASE	Powercon TRUE1 TOP IN/OUT FIRPHASE
Bass Motion Control	Bass Motion Control
Yes	Yes
Plywood	Plywood
-	-
1 on side and 1 on top	1 on side and 1 on top
Yes	Yes
Steel	Steel
Black	Black
357.3 mm / 14.07"	320 mm / 12.6"
705 mm / 27.76"	620 mm / 24.41"
456.6 mm / 17.98"	394 mm / 15.51"
23.8 kg / 52.47 lbs	19.8 kg / 43.65 lbs
13000785	13000783
13000786	13000784

ACCESSORIES

RIGGING / MOUNTING	
PLT60702	13360702
This accessory is required when using the following horizontal wall mounting brackets with NX.	
HBR60706	13360706
Pair of brackets for NX 915-A cabinets horizontal wall mounting.	
HBR60703	13360703
Pair of brackets for NX 912-A cabinets horizontal wall mounting.	
WM-BR 001	13360706
Bracket for speakers wall mounting. Requires horizontal bracket. For models and compatibility see the manual in the download section.	
H-BR 007	13360551
Pair of brackets for NX 910-A cabinets horizontal wall mounting.	
AC PRO-FS	13360109
Steel speaker floor stand with folding base and telescopic rod. Tube diameter 35mm. Load capacity up to 50kg.	
AC PRO-PM	13360110
Steel speaker pole mount with telescopic rod, tube diameter 35mm. Height adjustment using a non-scratching locking screw and safety pin. Moveable plastic splints separate the speaker from the stand creating a vibration-free connection. Easy to use ring lock.	
AC PRO-LF	13360111
Professional adapter sleeve for loudspeaker floor stand. Rod: steel, powder coated (colour: black). Ring lock: aluminium. Mandrel elements: polyamide (PA). Screw: steel, galvanised. Tube diameter 35mm. Load capacity up to 50kg.	
PM-KIT M20	13360067
Adjustable pole for subwoofer.	
AC PMX	13360232
Speaker pole mount with pushbutton system and hand crank to avoid uncontrolled reverse motion. Locking screw provides additional safety.	
AC EB 4X	13360031
kit including 4 pcs M10 eye bolts.	
PROTECTIONS	
CVR NX 985	13360517
Padded Cover for NX 985-A.	
CVR60753	13360753
Padded Cover for NX 915-A.	
CVR60753	13360754
Padded Cover for NX 912-A.	
CVR NX 910	13360495
Padded Cover for NX 910-A.	
CVR 010	13360611
Padded Cover for NX 915-SMA speaker.	
CVR 011	13360612
Padded Cover for NX 912-SMA speaker.	
RPR60700	13360700
2 X Rain Cover for input amplifier protection for NX 915-SMA and NX 912-SMA.	

FLOOR & SUSPENDED CONFIGURATIONS



Pole mount on subwoofer




Hanged mount




Pole mount on floor stand



Single configuration on a subwoofer



Coupled configuration on a subwoofer



NX 945-A & NX 932-A

Remarkable audio performance and touring-ready versatility for solo musicians, bands, and DJs. The new bi-amplified 2100W electroacoustic design combined with RCF Precision Transducers provides impressive sound pressure levels, also when used in open-air applications and at long distances, with unbeatable sound quality.

TOUR-PROVEN WORKHORSE

NX 9 can operate as either the main system or as a floor monitor. The rugged all-wood cabinet is easy to carry with handles on both sides. The lower side includes a steel pole socket for mounting on a stand or a subwoofer pole. Each model can also be flown, wall- or truss-mounted using the six included M10 rigging points, Quick Lock pins, and special accessories.

PROFESSIONAL ACTIVE SPEAKERS

- Up to 135 dB Sound Pressure Level
- 2100W Class-D Bi-Amplification
- FIRPHASE zero degrees phase technology
- Bass Motion Control woofer excursion management
- Six M10 and four Quick Lock rigging points
- Available in full black or white

ADVANCED DSP

Traditional high-pass filters protect the woofer from over-excursion but change the phase/frequency response. In contrast, the new BMC algorithm protects the woofer allowing total freedom of signal reproduction. In combination with FIRPHASE technology, the NX 9 series has a level of DSP audio performance never achieved in this range of speakers.

READY FOR HEAVY-DUTY APPLICATIONS

The speaker features True Outdoor Protection (TOP) PowerCON TRUE1 power input connectors. These ruggedized sealed connectors feature IP protection and UV resistance approved according to UL50E.



NX 945-A



Power that moves

PRECISION TRANSDUCERS

The Compression Driver with pure Titanium dome, enables a notably low crossover threshold. This feature enhances the impulse response, accelerates decay, and boosts efficiency, resulting in a clearer vocal range and reduced distortion from the cone transducer. RCF's neodymium magnets, known for their lightweight yet robust nature, set the standard for performance and dependability.

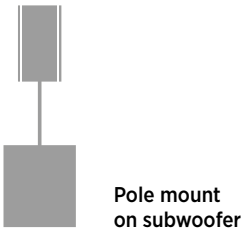
NX 932-A



SPECIFICATIONS

	NX 945-A	NX 932-A
Acoustical specifications		
Frequency Response (-10dB):	45 Hz - 20 kHz	45 Hz - 20 kHz
Max SPL @ 1m:	135 dB	132 dB
Horizontal coverage angle:	100°	100°
Vertical coverage angle:	70°	70°
Transducers		
Compression Driver:	1.4" neo, 4.0" v.c.	1.4" neo, 3.0" v.c.
Woofer:	15" neo, 3.5" v.c.	12", 2.5" v.c.
Input/Output section		
Input signal:	bal/unbal	bal/unbal
Input connectors:	Combo XLR/Jack	Combo XLR/Jack
Output connectors:	XLR	XLR
Input sensitivity:	-2 dBu/+4 dBu	-2 dBu/+4 dBu
Power section		
Crossover Frequencies:	650Hz	700Hz
Protections:	Thermal, RMS	Thermal, RMS
Limiter:	Soft Limiter	Soft Limiter
Controls:	Linear, Boost, Stage, Volume	Linear, Boost, Stage, Volume
Power section		
Total Power:	2100 W Peak	2100 W Peak
High frequencies:	700 W Peak	700 W Peak
Low frequencies:	1400 W Peak	1400 W Peak
Cooling:	Convection	Convection
Connections:	Powercon TRUE1 TOP IN/OUT FIRPHASE	Powercon TRUE1 TOP IN/OUT FIRPHASE
RCF Technology		
	Bass Motion Control	Bass Motion Control
Standard compliance		
Safety agency:	CE compliant	CE compliant
Physical specifications		
Cabinet/Case Material:	Plywood	Plywood
Hardware:	2 x M10 Top, 1 x M10 each side, 1 x M10 bottom, 1 x M10 rear 2 each side quick lock pin seat	2 x M10 Top, 1 x M10 each side, 1 x M10 bottom, 1 x M10 rear 2 each side quick lock pin seat
Handles:	1 x side	1 x side
Pole mount/Cap:	35 mm insert	35 mm insert
Grille:	Steel	Steel
Color:	Black, White	Black, White
Size		
Height:	705 mm / 27.76 inches	620 mm / 24.41 inches
Width:	420 mm / 16.54 inches	362 mm / 14.25 inches
Depth:	451 mm / 17.76 inches	405 mm / 15.94 inches
Weight:	27.3 kg / 60.19 lbs	22.9 kg / 50.49 lbs
Part Number		
100-120 V White	13000875	13000873
220-240 V White	13000876	13000874
100-120 V Black	13000769	13000767
220-240 V Black	13000768	13000766

FLOOR & SUSPENDED CONFIGURATIONS



Pole mount
on subwoofer



Pole mount
on floor stand



Stage
Monitor



Horizontal wall/
hanged mount



Hanged
mount

ACCESSORIES

RIGGING / MOUNTING	
PLT60702	13360702
This accessory is required when using the following horizontal wall mounting brackets with NX.	
H-BR 001 (black)	13360535
Pair of brackets for NX 945-A cabinets horizontal wall mounting.	
HBR60687 (white)	13360687
Pair of brackets for NX 945-A cabinets horizontal wall mounting.	
VBR60707	13360707
Horizontal bracket for mounting a NX 945-A on the wall.	
H-BR 003 (white)	13360609
Pair of brackets for NX 932-A cabinets horizontal wall mounting.	
HBR60703 (black)	13360703
Pair of brackets for NX 932-A cabinets horizontal wall mounting.	
VBR60704	13360704
Bracket For Vertical Installation for mounting a NX 932-A on the wall.	
WM-BR 001	13360539
Bracket for speakers wall mounting. Requires horizontal bracket. For models and compatibility see the manual in the download section.	
AC PRO-FS	13360109
Steel speaker floor stand with folding base and telescopic rod. Tube diameter 35mm. Load capacity up to 50kg.	
AC PRO-PM	13360110
Steel speaker pole mount with telescopic rod, tube diameter 35mm. Height adjustment using a non-scratching locking screw and safety pin. Moveable plastic splints separate the speaker from the stand creating a vibration-free connection. Easy to use ring lock.	
AC EB 4X	13360031
kit including 4 pcs M10 eye bolts	
PM-KIT M20 (white)	13360638
PM-KIT M20 (black)	13360067
Adjustable pole for subwoofer.	
PROTECTIONS	
CVR60753	13360753
Padded Cover for NX 945-A.	
CVR60754	13360754
Padded Cover for NX 932-A.	
RPR60700	13360700
2 x Rain Cover for input amplifier protection.	



NX STAGE MONITORS

A key requirement for everyday use as a stage monitor, main audio system, infill, or other applications.

NX STAGE MONITORS

All the NX Stage Monitors are provided with coaxial transducers which define excellent linearity and high efficiency. The RCF Coaxial Transducers radiate a coherent single spherical wave front with perfect dispersion control.

COAXIAL NEODYMIUM TRASDUCERS

The advanced coaxial neodymium transducers provide perfect definition, because all frequencies are emitted from the same point, without temporal differences and phase distortions.

ACTIVE COAXIAL STAGE MONITOR

- 1400 Watts Power Amplifier
- Up to 130 dB max SPL
- 60° x 60° constant directivity horn
- 1.7" kapton dome, neodymium high frequency driver
- DSP processing, Floor - Free Field equalization
- Combo XLR/Jack input, XLR signal output

TWO SPECIAL EQUALIZATION MODES

RCF has incorporated two special Equalization Modes: Floor, for stage monitoring; Free Field, for the use of the speakers as a stand-alone PA system.

CLASS D AMPLIFIER

The NX 12-SMA is equipped with a high-power 1400 W class-D amplifier that delivers outstanding audio quality and definition as well as an extremely lightweight.



NX 12-SMA

Built to perform on every stage

MORE THAN A STAGE MONITOR

We have incorporated all the features our users requested in a stage monitor. All connections are accessible from the side of the speaker, ensuring a sleek and clean design that looks perfect on stage. The opposite side features a pole-mount socket, allowing the speaker to be mounted vertically on a pole.

TOUR-READY DESIGN

Cabinets are made from Baltic Birch plywood, finished with an extremely resistant paint for extensive use on the road. An ergonomic side handle, integrated with the input panel, is provided for easy transport.

NX 15-SMA



SPECIFICATIONS



	NX 15-SMA	NX 12-SMA	NX 10-SMA
Acoustical specifications			
Frequency Response:	50 Hz - 20000 Hz	50 Hz - 20000 Hz	60 Hz - 20000 Hz
Max SPL @ 1m:	130 dB	129 dB	127 dB
Horizontal coverage angle:	60°	60°	60°
Vertical coverage angle:	60°	60°	60°
Transducers			
Compression Driver:	Coaxial 1.0" neo, 1.75" v.c.	Coaxial 1.0" neo, 1.75" v.c.	Coaxial 1.0" neo, 1.75" v.c.
Woofer:	Coaxial 15" neo, 2.5" v.c.	12" neo, 2.5" v.c.	10" neo, 2.5" v.c.
Input/Output section			
Input signal:	bal/unbal	bal/unbal	bal/unbal
Input connectors:	XRL, Jack	XRL, Jack	XRL, Jack
Output connectors:	XLR	XLR	XLR
Input sensitivity:	+4 dBu	+4 dBu	+4 dBu
Processor section			
Crossover Frequencies:	1700 Hz	-	-
Protections:	RMS, HF	RMS, HF	RMS, HF
Limiter:	Soft Limiter	Soft Limiter	Soft Limiter
Controls:	Freefield, floor	Freefield, floor	Freefield, Floor
Power section			
Total Power:	1400 W Peak	1400 W Peak	800 W Peak
High frequencies:	400 W Peak	400 W Peak	200 W Peak
Low frequencies:	1000 W Peak	1000 W Peak	600 W Peak
Cooling:	Convection	Convection	Convection
Connections:	Powercon IN/OUT	Powercon IN/OUT	Powercon IN/OUT
Standard compliance			
Safety agency:	CE compliant	CE compliant	CE compliant
Physical specifications			
Cabinet/Case Material:	Baltic birch plywood	Baltic birch plywood	Baltic birch plywood
Handles:	1 on side	1 on side	1 on side
Pole mount/Cap:	35 mm insert	35 mm insert	35 mm insert
Grille:	Steel	Steel	Steel
Color:	Black	Black	Black
Size			
Height:	362 mm / 14.25"	324 mm / 12.76"	324 mm / 12.76"
Width:	650 mm / 25.59"	550 mm / 21.65"	450 mm / 17.72"
Depth:	468 mm / 18.43"	417 mm / 16.42"	417 mm / 16.42"
Weight:	20.2 kg / 44.53 lbs	16.6 kg / 36.6 lbs	14.3 kg / 31.53 lbs
Part Number			
220-240 V	13000260	13000235	13000233
100-120 V	13000261	13000236	13000234

CABLES ACCESSORIES

RIGGING / MOUNTING	
PM-KIT M20	13360067
Adjustable pole for subwoofer.	
AC PMX	13360232
Speaker pole mount with pushbutton system and hand crank to avoid uncontrolled reverse motion. Locking screw provides additional safety.	
AC PRO-FS	13360109
Steel speaker floor stand with folding base and telescopic rod. Tube diameter 35mm. Load capacity up to 50kg.	
AC PRO-PM	13360110
Steel speaker pole mount with telescopic rod, tube diameter 35mm. Height adjustment using a non-scratching locking screw and safety pin. Moveable plastic splints separate the speaker from the stand creating a vibration-free connection. Easy to use ring lock.	
PROTECTIONS	
CVR NX15-SMA	13360174
Protection cover. It features heavy-duty polyester outer fabric, foam rubber padding, and zip openings with Velcro fasteners.	
CVR NX12-SMA	13360168
Protection cover. It features heavy-duty polyester outer fabric, foam rubber padding, and zip openings with Velcro fasteners.	
CVR NX10-SMA	13360167
Protection cover. It features heavy-duty polyester outer fabric, foam rubber padding, and zip openings with Velcro fasteners.	
CABLES	
AC XLR 3M3F	13360102
3 Female + 3 Male XLR 3-pole connectors with nickel body and silver contacts.	



SUB SERIES

RCF subwoofers provide the best low-frequency extension for your speakers, offering the maximum flexibility to tailor your PA system to your needs. Featuring strong Baltic birch construction, high quality mechanics, superior acoustic design and premium RCF Precision low frequency transducers, the SUB Series represents the perfect complement for any portable sound reinforcement system.

SUB 8008-AS

The SUB 8008-AS is a double 18" high power active subwoofer for live bands, DJs, Clubs, and Rental Companies. It employs a state-of-the-art transducer featuring a high-power ceramic magnetic circuit with a 4" voice coil. The power amplifier manages extreme currents up to 4400W delivering sound pressure levels up to 137 dB with exceptional headroom. The ultra-fast attack with accurate power handling is managed with high efficiency, producing a very low heat loss for silent and fan-less cooling. Built specifically for demanding live sound applications with deep, powerful bass response.

Rear panel controls include 12 presets, crossover frequency, polarity switch, Deep/Punch selection, cardioid, and output delay settings. The tour-ready, rugged all-wood cabinet with scratch-resistant polyurea coating is easy to carry and secure for installation. With its rugged construction, sound quality, and high power, SUB 8008-AS is perfect in mid to big-sized venues and touring applications.

PROFESSIONAL POWERED DUAL 18" SUBWOOFER

- Up to 137 dB Sound Pressure Level
- 4400W Class-D Bi-Amplification
- 30-120 Hz linear frequency response
- 2 x 18" High Power Woofers
- IP Rated Powercon TRUE1 TOP IN/OUT
- 8 Crossover Presets and 4 Cardioid Presets



SUB 8008-AS

Subwoofers. De Facto.

SUB 8006-AS

The SUB 8006-AS is the largest and most powerful active subwoofer in the professional series. Featuring two 18" transducers, with 4" inside/outside voice coils, this cabinet is designed to delivery a serious amount of low frequency. Powered by a 2500W digital amplifier module, the SUB 8006-AS can perform in the most demanding situations.

The SUB 8006-AS input section includes Volume control, a Deep / Punch switch; Signal, Power and Limiter LED's; High pass switch; Phase switch; Cardioid switch; Delay control; Crossover and XLR signal link.

ACTIVE HIGH POWER SUBWOOFER

- 5000 Watt Peak power - 2500 Watt RMS
- 137 dB max SPL
- 30 Hz - 120 Hz frequency response
- 2 x 18" Woofer
- DSP controlled Input section with selectable presets
- Delay control
- Baltic birch tour grade cabinet



SUB 8006-AS

SUB SERIES

We design our subwoofers to optimize the relationship between purity and sound power, combining absence of distortion with the ability to withstand high power levels over a long period of time.

RCF's Class-D power amplifier technology packs huge performance operating with high efficiency into a lightweight solution. RCF amplifiers deliver an ultra-fast attack, realistic transient response, and impressive audio performance. The amplifier features a solid machined aluminium structure which not only stabilises the amplifier during transportation but also helps the fan-less heat dissipation. All the amplifiers present SMPS power supply section to produce maximum output and minimum weight.

The heavy-duty powder coated front grille integrates a central reinforcement bar and a special transparent-to-sound foam backing on the inside helps to further protect the transducers from dust. The subs are stackable and light-weight, for easy set-up and tear down. The transportation is fast with the detachable Kart kit: a dolly caster-board with rugged tour grade casters and rotating cam mechanism.

SUB 8004-AS

The SUB 8004-AS is one of the most powerful 18" subwoofers in pro-sound category. Featuring a high power, hyperventated 18" woofer, with 4" inside/outside voice coils, this cabinet is designed to deliver a serious amount of low frequency. Powered by a 1250W digital amplifier module, the SUB 8004-AS can perform in the most demanding situations. The input board includes volume control, deep/punch switch, high pass switch, phase switch, cardioid, time delay.

The subwoofer input section includes Volume control, a Deep / Punch switch; Signal, Power and Limiter LED's; High pass switch; Phase switch; Cardioid switch; Delay control; Crossover and XLR signal link.

ACTIVE HIGH POWER SUBWOOFER

- 2500 Watt Peak, 1250 Watt RMS
- 136 dB max SPL
- 30 Hz - 120 Hz frequency response
- 18" Woofer, 4.0" voice coil vented woofer
- DSP controlled Input section with selectable presets
- Delay control
- Baltic birch tour grade cabinet
- Compatible with NXL 24-A II (stacking)
- Multiple configurations with HDL 10-A and HDL 20-A

SUB 8004-AS



The right punch

SUB 808-AS

The SUB 808-AS is a compact low-profile high-performance active subwoofer. It features two vented-loaded 8" cone woofers powered by a 2000 Watts two-channel amplifier -one for each woofer- on a baltic birch plywood cabinet painted with black or white polyurea and weatherproof treatment. Management and tuning are available via RDNet software. The cabinet features rubber feet on two sides and two threaded pole-mounts for horizontal and vertical placement. Two stabilizing brackets make the vertical placement stable and firm. SUB 808-AS can be used stand-alone, in subwoofer arrays, or as the low-frequency complement for KX 515-A speaker.

ACTIVE HIGH POWER SUBWOOFER

- 129 dB max SPL
- 40 Hz to 400 Hz frequency range
- 2 x 8" neodymium woofers, 2.5" v.c.
- 2000 W Class-D Amplifier
- RDNet Networked Management
- Bass Motion Control excursion management
- powerCON TRUE1 TOP mains connectors
- Available in full black or white coating

SUB 808-AS



SPECIFICATIONS



			SUB 8008-AS	SUB 8006-AS
Acoustical specifications				
Frequency Response:			30 Hz - 120 Hz	30 Hz - 120 Hz
Max SPL @ 1m:			137 dB	137 dB
Transducers				
Woofer:			2 x 18", 4.0" v.c.	2 x 18", 4.0" v.c.
Input/Output section				
Input signal:			bal/unbal	bal/unbal
Input connectors:			XLR, Jack	XLR
Output connectors:			XLR	XLR
Input sensitivity:			-2 dBu/+4 dBu	-2 dBu/+4 dBu
Processor section				
Hi-Pass Frequencies:			-	100 Hz
Low-Pass Frequencies:			-	80 Hz
Crossover Frequencies:			Selectable	-
Protections:			Thermal, Excurs., RMS	Thermal, RMS
Limiter:			Soft Limiter	Fast Limiter
Controls:			Xover, Phase switch, Deep/Punch, Output Delay Setting	Xover, Phase switch, Depp/Punch, Output Delay Settings, Cardioi
Power section				
Total Power:			4400 W Peak	5000 W Peak
Low frequencies:			4400 W Peak	5000 W Peak
Cooling:			Convection/Forced	Convection
Connections:			Powercon TRUE1 TOP IN/OUT	Powercon IN/OUT
RCF Technology			-	-
			-	-
Standard compliance				
CE marking:			Yes	Yes
Physical specifications				
Cabinet/Case Material:			Plywood	Baltic birch plywood
Hardware:			2 x M20	Mounting points
Handles:			2 x side	2 x side
Pole mount/Cap:			M20 thread	M20 thread
Grille:			Steel	Steel
Color:			Black	Black
Size				
Height:			550 mm / 21.65"	709 mm / 27.91"
Width:			1180 mm / 46.46"	1109 mm / 43.66"
Depth:			700 mm / 27.56"	700 mm / 27.56"
Weight:			80 kg / 176.37 lbs	96.4 kg / 212.53 lbs
Part Number				
220-240 V	EU	Black	13000752	13000372
100-120 V	US	Black	13000753	13000373
220-240 V	EU	Black	-	-
220-240 V	EU	White	-	-
100-120 V	US	Black	-	-
100-120 V	US	White	-	-
220-240 V	UK	Black	-	-
220-240 V	UK	White	-	-



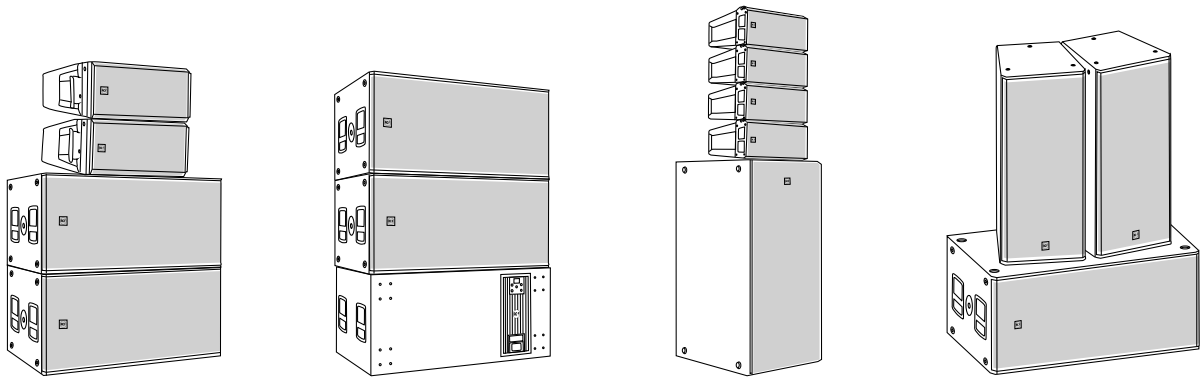
SUB 8004-AS	SUB 808-AS
30 Hz - 120 Hz	40 Hz - 400 Hz
136 dB	129 dB
18", 4.0" v.c.	2 x 8" neo, 2.5" v.c
bal/unbal	bal/unbal
XLR	XLR, RDNet Ethercon
XLR	XLR, RDNet Ethercon
-2 dBu/+4 dBu	-2 dBu/+4 dBu
120 Hz	-
90 Hz	-
-	-
Thermal, RMS	Excurs.
Fast Limiter	Fast Limiter
Xover, Phase switch, Deep/Punch, Outuput Delay Settings, Cardioid	Volume
2500 W Peak	2000 W Peak
2500 W Peak	2000 W Peak
Convection	Convection
Powercon IN/OUT	Powercon TRUE1 TOP IN/OUT
-	RDNet
-	Bass Motion Control
Yes	Yes
Baltic birch plywood	Baltic birch plywood
2 x M20	2X M20 top and side 8X M10 2X side
1 x side	1 X Side
M20 thread	35 mm insert
Steel	Steel with clothing
Black	Black, White
700 mm / 27.56"	243.5 mm / 9.59"
558 mm / 21.97"	603.5 mm / 23.76"
700 mm / 27.56"	430 mm / 16.93"
56 kg / 123.46 lbs	20 kg / 44.09 lbs
13000392	-
13000393	-
-	13000899
-	13000872
-	13000898
-	13000871
-	13000953
-	13000955

ACCESSORIES

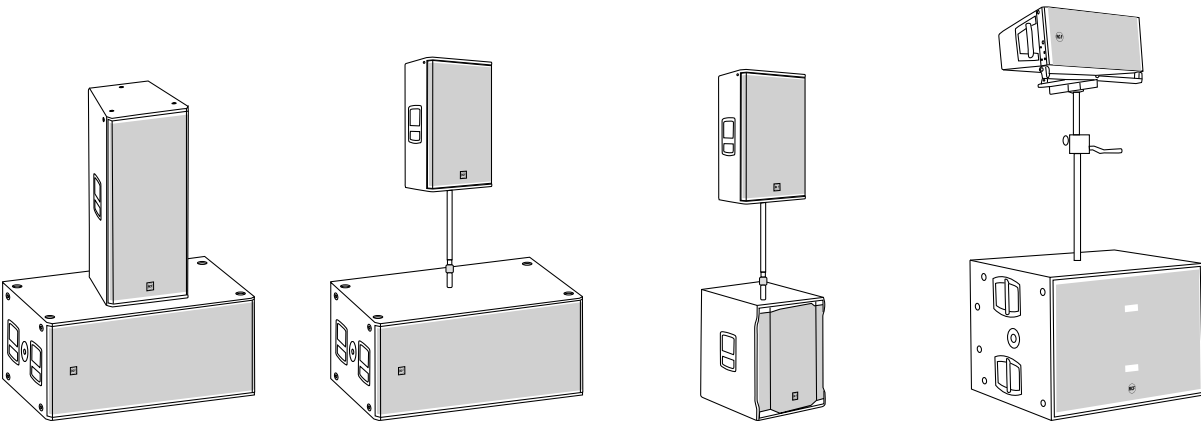
RIGGING / MOUNTING	
FL-B HDL 50	13360334
Flybar for HDL 50-A 4K + 1x Pickup Tab with Shackle + Stacking Bar + Mounting Bracket for inclinometer. Pins included.	
HBR60709	13360709
Horizontal Bracket for SUB 808-AS	
AC PMX	13360232
Adjustable pole - maximum load 50Kg - for SUB 808-AS	
PM-KIT M20	13360067
Adjustable pole for subwoofer (Black).	
PM-KIT M20	13360638
Adjustable pole for subwoofer (White).	
STCK-KIT SUB 8006	13360231
Accessory to lock FLY BAR HDL 20-18 to the SUB 8006-AS. Accessory to lock FLY BAR HDL 10 to the SUB 8004-AS. M20 fixing point. Two pieces. Pins included.	
AC PMX	13360232
Speaker pole mount with pushbutton system and hand crank to avoid uncontrolled reverse motion. Locking screw provides additional safety.	
AC PRO-PM	13360110
Steel speaker pole mount with telescopic rod, tube diameter 35mm. Height adjustment using a non-scratching locking screw and safety pin. Moveable plastic splints separate the speaker from the stand creating a vibration-free connection. Easy to use ring lock.	
M20 PLATE	13360066
Threaded plate for M20 pole mount.	
QL-PIN 011	13360634
4 X Quick Lock Pin Kit for STCK-KIT SUB 8006. Stainless steel construction. Dimensions: Ø 9.5 mm - L. 31 mm.	
PROTECTIONS	
CVR SUB 8008	13360518
Protection cover. It features heavy-duty polyester outer fabric, foam rubber padding, and zip openings with Velcro fasteners.	
CVR SUB 8006	13360242
Padded Cover for SUB 8006-AS. It features heavy-duty polyester outer fabric, foam rubber padding, and zip openings with Velcro fasteners.	
CVR SUB 8004	13360286
Padded Cover for SUB 8004-AS. It features heavy-duty polyester outer fabric, foam rubber padding, and zip openings with Velcro fasteners.	
RP 1X SUB 8006	13360233
AC RAIN 8006 1 x Rain Cover for SUB 8006-AS amplifier.	
CVR60708	13360708
Padded Cover for SUB 808-AS Subwoofer Speaker.	
RPR60689	13360689
2 x Rain Cover for input amplifier protection.	

TRANSPORTATION	
WH PRO 4X	13360238
Kit no 4 swivel castor, 100mm / 4" Ø wheel with roller bearings	
CABLES	
AC XLR 3M3F	13360102
3 Female + 3 Male XLR 3-pole connectors with nickel body and silver contacts.	
CBL LK 25 MULTIPIN 10M	12399023
LK 25 male to female extension multi-pin cable. Length 10 m	
CBL LK 25 MULTIPIN 20M	12399022
LK 25 male to female extension multi-pin cable. Length 20 m.	
CBL LKS 19 ARRAY FANOUT	12399024
LKS 19 male connector to 6x Neutrik Powercon.	
CBL LKS 19 BREAKOUT	12399026
LKS19 input to 6x Powercon outputs with Neutrik® weather protection. 1x LKS19 output.	
CBL LKS 19 POWER 10M	12399027
LKS 19 male to female extension power cable, length 10 m. Feeds 6 power lines.	
CBL LKS 19 POWER 20M	13360146
LKS 19 male to female extension power cable, length 20 m. Feeds 6 power lines	
CBL LKS 19 SUB FANOUT	12399025
LKS 19 male connector to 6x Neutrik Powercon	
CBL LKS 25-2 FANOUT	12399021
LK 25 multipin cable fan out with LK 25 female connector and 8 x XLR male outputs. Length 2.	
POWER CABLE X6 TTL 55-A	13360138
AC Cable to power up to 6 TTL55-A or TTS56-A amplifiers. 1 pcs FOR EVERY 6 pcs of TTL55 MODULES and 1 pcs FOR EVERY 6 pcs OF TTS56 SUB are suggested.	

STACKING EXAMPLE: SUBWOOFER WITH LINE ARRAY MODULES



STACKING EXAMPLE: SUBWOOFER WITH SPEAKERS



SUB 9000

A New Definition of Bass.

Commanding bass in a compact, tour-ready cabinet design, enhanced by advanced RDTap contactless configuration, ACE factory-tuned crossover presets and RDnet networked management.

Unleash the pristine power of low-frequency reproduction with RCF SUB high-performance active subwoofers. Deliver up to 142 dB SPL with up to 8000 Watts Class-D amplifiers and high-excursion Precision Transducers. Experience effortless system control via RDNet and groundbreaking contactless configuration with the RDTap app for easy setup, all wrapped up in a tour-ready subwoofer ideal for audio professionals who expect the very best.


Simplified Tuning. Unrivaed Control.

DRIVE THE RHYTHM OF THE BEAT

With up to 8000 Watts of power, our Class-D amplifier can manage extreme sound pressure levels with an ultra-fast attack, realistic transient response, and very low thermal loss.

The stereo input circuit features a low distortion design with an advanced safety limiter, maintaining the true character of the input signal at all levels. RCF amplifiers are designed according to EN62368-1 for maximum safety and present a Switch-Mode Power Supply section that combines high efficiency with minimum weight.

SUB 9029-AS



SUB 9016-AS



SUB 9019-AS



Built to brave any weather



SUB 9029-AS

- 142 dB Max SPL
- 8000W Class-D Amplification
- RDTap Contactless Configuration
- I/O Panel Rain Cover Included
- RDNet Networked Control
- BMC, EQ, DLY, Cardioid
- ACE Crossover Presets for RCF Speakers
- 2 x 19" High-Excursion Precision Transducers
- Detachable Front Cart (sold separately)
- powerCON TRUE1 TOP AC Connector



- Rainproof airflow back panel design
- Detachable and rotatable magnetic rain cover
- powerCON TRUE1 TOP AC connectors



SUB 9019-AS

- 138 dB Max SPL
- 4000W Class-D Amplification
- RDTap Contactless Configuration
- I/O Panel Rain Cover Included
- RDNet Networked Control
- BMC, EQ, DLY, Cardioid
- ACE Crossover Presets for RCF Speakers
- 19" High-Excursion Precision Transducer
- Detachable Front Cart (sold separately)
- powerCON TRUE1 TOP AC Connector



SUB 9016-AS

- 137 dB Max SPL
- 4000W Class-D Amplification
- RDTap Contactless Configuration
- I/O Panel Rain Cover Included
- RDNet Networked Control
- BMC, EQ, DLY, Cardioid
- ACE Crossover Presets for RCF Speakers
- 16" High-Excursion Precision Transducer
- Detachable Front Cart (sold separately)
- powerCON TRUE1 TOP AC Connector

TOUR GRADE SOLUTION

Designed for rigorous touring, SUB 9000 Series subwoofers feature tour-ready, weatherproof plywood construction with a durable polyurea finish. Subs are stackable and lightweight, have ergonomic handles with rubber grips, and are designed for easy set-up and tear-down. M20 pole mounts on the top and side of the cabinet offer flexible top speaker placement. Connections for a detachable front cart are included, enabling easy transport on wheels (cart sold separately).

16" AND 19" CUSTOM DESIGN

SUB 9000 Series subwoofers feature the latest transducer technology developed in our labs. The basket size has been increased, allowing the ultra-long-excursion moving mass to displace a greater volume of air. The motor section includes lightweight aluminum-core coils, high-damping cellulose cone material, composite spiders, and a 4-layer inside-outside voice coil, ideal for fast acceleration and industry-leading transient response. Despite their compact, lightweight footprints, SUB 9000 Series subwoofers produce powerful yet articulate bass, remaining true to even the most subtle low-frequency variations.

The detachable magnetic rain cover provides splash-proof protection for the connection panel and rotates 90° to accommodate either horizontal or vertical cabinet orientations. The integrated powerCON TRUE1 TOP AC connectors are IP65-rated when mated, ensuring uninterrupted mains connectivity even under heavy rain. The amplifier's thermal management system relies on a rainproof design to maintain consistent airflow and heat dissipation, preventing moisture ingress.

SUB 9029-AS



SPECIFICATIONS

	SUB 9029-AS	SUB 9019-AS	SUB 9016-AS
Acoustical specifications			
Frequency Response:	25 Hz - 200 Hz	30 Hz - 200 Hz	30 Hz - 200 Hz
Max SPL @ 1m:	142 dB	138 dB	137 dB
Transducers			
Woofer:	2 x 19" neo, 4.0" v.c	1 x 19" neo, 4.0" v.c	1 x 16" neo, 4.0" v.c
Input/Output section			
Input signal:	bal/unbal	bal/unbal	bal/unbal
Input connectors:	XLR, RDNet Ethercon	XLR, RDNet Ethercon	XLR, RDNet Ethercon
Output connectors:	XLR, RDNet Ethercon	XLR, RDNet Ethercon	XLR, RDNet Ethercon
Input sensitivity:	-2 dBu/+4 dBu	-2 dBu/+4 dBu	-2 dBu/+4 dBu
Processor section			
Protections:	Thermal	Thermal	Thermal
Limiter:	Soft Limiter	Soft Limiter	Soft Limiter
Controls:	MUTE, VOL, PRESETS, RDTap	MUTE, VOL, PRESETS, RDTap	MUTE, VOL, PRESETS, RDTap
RDNet:	Onboard	Onboard	Onboard
Power section			
Total Power:	8000 W Peak	4000 W Peak	4000 W Peak
Cooling:	Convection/Forced	Convection/Forced	Convection/Forced
Connections:	Powercon TRUE1 TOP IN/OUT	Powercon TRUE1 TOP IN/OUT	Powercon TRUE1 TOP IN/OUT
Standard compliance			
Safety agency:	CE compliant	CE compliant	CE compliant
Physical specifications			
Cabinet/Case Material:	Plywood	Plywood	Plywood
Hardware:	2 x M20 pole mount accessories	2 x M20 pole mount accessories	2 x M20 pole mount accessories
Handles:	3 handle per side	1 handle per side	1 handle per side
Pole mount/Cap:	M20 thread	M20 thread	M20 thread
Grille:	Steel with clothing	Steel with clothing	Steel with clothing
Color:	Black	Black	Black
Size			
Height:	533 mm / 20.98"	533 mm / 20.98"	533 mm / 20.98"
Width:	1310 mm / 51.57"	755 mm / 29.72"	570 mm / 22.44"
Depth:	785 mm / 30.91"	713 mm / 28.07"	600 mm / 23.62"
Weight:	93 kg / 205.03 lbs	53.4 kg / 117.73 lbs	45 kg / 99.21 lbs
PART NUMBER			
100-240 V EU	13000889	13000890	13000916
100-240 V US	13000907	13000908	13000935

CONFIGURATIONS: PRODUCT INSIGHTS



RIGGING / MOUNTING

RIGGING

FLB60673	13360673	
The FLB60673 side suspension brackets are designed for flexible subwoofer rigging. Each package includes 4 brackets.		
FLB60676	13360676	
The FLB60676 is a universal flybar designed for flexible subwoofer rigging. Each package includes 2 flybars.		
FLB60739	13360739	
The FLB60739 is a robust top spacer engineered to align flown SUB 9029-AS systems, enhancing structural stability precisely. Each package includes 2 spacers.		
FLB60677	13360677	
The FLB60677 is a robust top spacer engineered to align flown SUB 9019-AS systems, enhancing structural stability precisely. Each package includes 2 spacers.		
FLB60740	13360740	
The FLB60740 is a robust top spacer engineered to align flown SUB 9016-AS systems, enhancing structural stability precisely. Each package includes 2 spacers.		
STK60728	13360728	
Stacking kit designed for coupling the subwoofer with the flybar of HDL 6-A and HDL 26-A line array modules. The accessory ensures stable mounting of the line array system onto the subwoofer via M20 threaded insert.		
Line Array	Stacking on	P.N. Flybar
HDL 6-A	SUB 9029-AS	13360360
HDL 26-A	SUB 9019-AS	
	SUB 9016-AS	
STK60727	13360727	
Stacking kit designed for coupling the subwoofer with the Flybar of HDL 10 / 20 / 28 / 30 line array modules. The accessory ensures stable mounting of the line array system onto the subwoofer via M20 threaded insert, and features a perforated anchoring bracket that allows longitudinal adjustment with a locking pin system. Includes locking pins.		
Line Array	Stacking on	P.N. Flybar
HDL 10-A	SUB 9029-AS	13360274
	SUB 9019-AS	
	SUB 9016-AS	
HDL 20-A	SUB 9029-AS	13360218
	SUB 9019-AS	
	SUB 9016-AS	
HDL 28-A	SUB 9029-AS	13360411
	SUB 9019-AS	
	SUB 9016-AS	
HDL 30-A	SUB 9029-AS	13360380
	SUB 9019-AS	
HDL 50-A	SUB 9029-AS	13360334
STK60750	13360750	
Stacking kit designed for direct coupling of KXL 4-A and KXW 4-A loudspeakers onto a subwoofer. The accessory ensures stable mounting of the line array system via an M20 threaded knob and allows longitudinal positioning through a slotted guide.		
PM-KIT M20	13360067	
Adjustable pole for subwoofer.		

MODULAR SUSPENSION KIT FOR INSTALL

The modular Subwoofer Suspension Kit is engineered for extreme flexibility and safety in flown installed applications. Designed with high-strength steel components, the system supports secure suspension of multiple units while also enabling adaptability for cardioid configurations.



PROTECTIONS	
CVR60656	13360656
It features heavy-duty polyester outer fabric, foam rubber padding, and zip openings with Velcro fasteners. (SUB 9029-AS)	
CVR60658	13360658
It features heavy-duty polyester outer fabric, foam rubber padding, and zip openings with Velcro fasteners. (SUB 9019-AS)	
CVR60736	13360736
It features heavy-duty polyester outer fabric, foam rubber padding, and zip openings with Velcro fasteners. (SUB 9016-AS)	
TRANSPORTATION	
CRT60655	13360655
Front Cart for single SUB 9029-AS	
CRT60657	13360657
Front Cart for single SUB 9019-AS.	
CRT60667	13360667
Front Cart for single SUB 9016-AS	





Advanced Crossover Engine

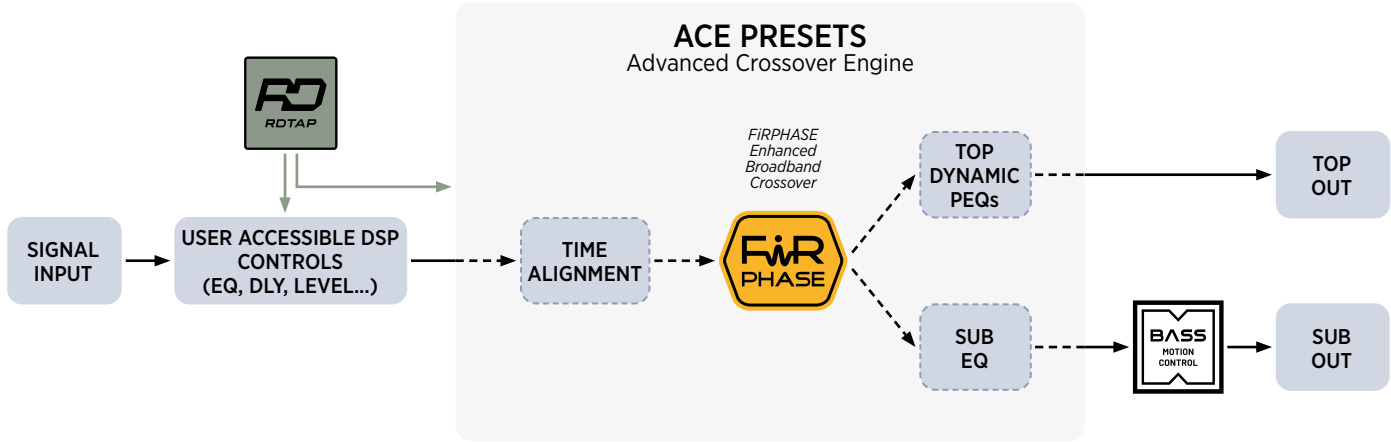
Factory-tuned presets for perfect sub-top pairing.
The first solution of its kind for effortless and precise audio alignment.

BETTER EFFICIENCY, FASTER SETUP

With RCF's ACE-compatible speakers, users can now leverage the technical expertise of RCF's system engineers at the touch of a button. As an industry first, RCF offers effortless alignment of subs and tops by quickly recalling presets from RDTap. This innovative approach saves time and ensures precise and consistent audio performance across various venues and setups, making advanced audio calibration accessible to a broader user base.

SUB-TOP SYNERGY FOR UNMATCHED LOW-END POWER

ACE operates across a broader frequency range than the typical crossover range, allowing the speaker to extend its operation to the lowest frequency available, and gain all the advantages of FIRPHASE technology. ACE transforms a sub+top system into a factory-tuned 3-way system, ensuring increased bass impact, low distortion, and improving overall sound quality.



Hit the ACE!

With ACE the system is ready for use. Each configuration has been fine-tuned in an anechoic chamber and validated through listening tests in real settings.

Simply connect your satellite speakers to the SUB, select the preset from RDNet or RDTap, confirm/tap and you are ready to perform.

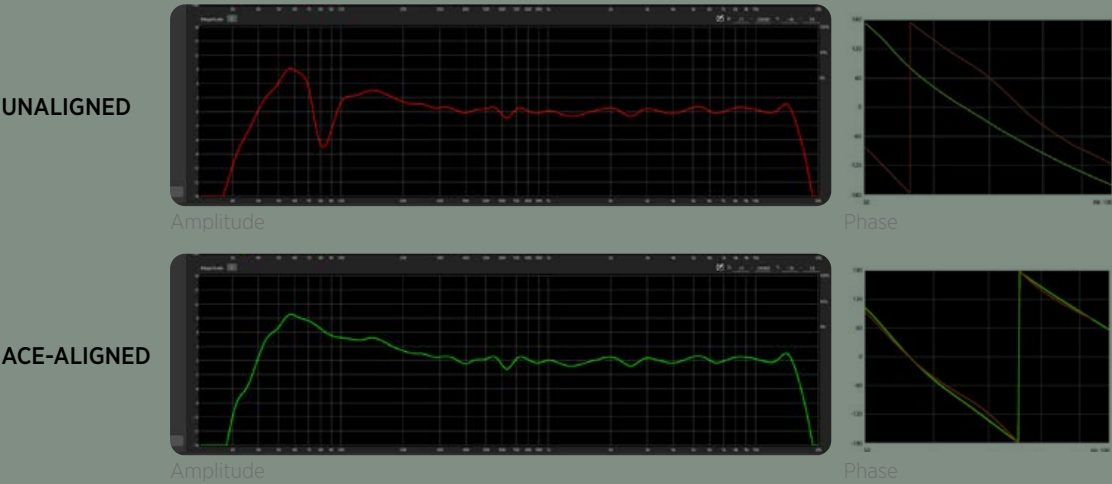




BREATHE NEW LIFE INTO YOUR LEGACY SYSTEMS

When it's time to upgrade, you don't need to start over. Pair your HDL 20-A or HDL 6-A with our ACE-enabled RCF SUBs for a straightforward system update. You'll benefit from factory-tuned presets and precise FIRPHASE filter tuning for enhanced sound performance; remote control via RDNet; simplified configuration with RDTap; system equalization; and delay alignment. And of course, all this is supported by the consistent low-end output of our latest RCF Precision Transducers.

PAIR YOUR FULL-RANGE SPEAKER WITH RCF ACE-ENABLED SUBS

RCF's proprietary Advanced Crossover Engine (ACE) is engineered to precisely match the time delay and align the phase on a broader range than the usual crossover frequency range between RCF subwoofers and FIRPHASE-enabled full-range speakers.





RDTap

The RDTap app offers contactless communication with the subwoofer. Users can access pre-loaded presets to quickly configure popular RCF system or optimize compatible speakers and subwoofers.

RDTap TECHNOLOGY

RDTap enables contactless communication, offering setup management and parameter updates, even when the unit is unpowered. By tapping the RDTap logo at the back panel with a smartphone running RDTap, the app transfers to the unit every aspect of the defined setup, including preset configurations, equalization, and precise delay and time alignment settings. Or read the status of the speaker. This is specially convenient when upgrading your subwoofers and giving your old main system a new life, with the assistance of presets, EQs, delays, and management via RDNet.

Unlike other control technologies that operate over long distances, this solution focuses on near-field interactions, where security, precision, and unpowered operations before rigging are key. Data transmission occurs at close range, ensuring that changes are applied only when intended, without interference from further distance or external devices. This makes it a highly efficient and user-friendly way to manage the subwoofer's settings and performance before set up takes place.

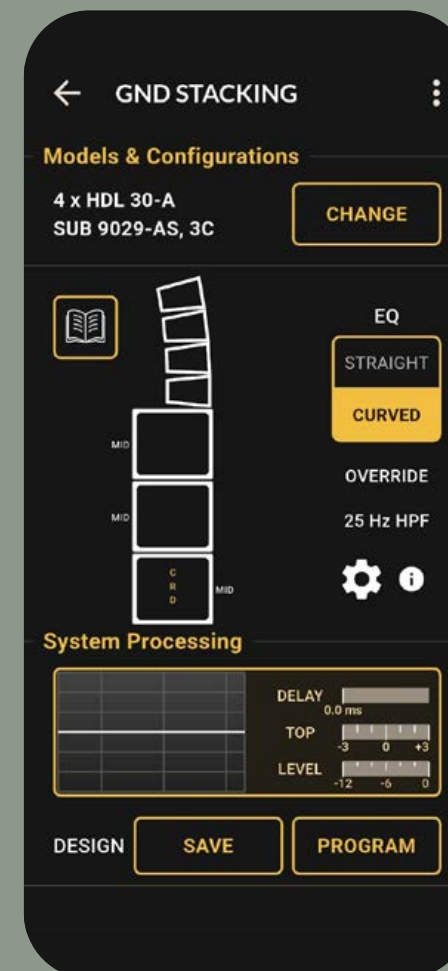
RDTap App is available for both iOS and Android devices.



Contactless Audio System Configuration

ADVANCED OPTIMIZATION, SIMPLIFIED

- Patent Pending NFC-based Contactless Technology
- Read speaker status and write configuration
- Access to factory-tuned ACE presets for sub-top pairing
- Operates even when the unit is unpowered
- Transfers presets, EQ settings, delay, and much more
- Near-field data transmission ensures security, precision, and interference-free operations
- Available for both iOS and Android
- Ideal for on-the-move system design and offline device configuration



Download on the
App Store

GET IT ON
Google Play



RDNET NETWORK DEVICES

MANAGE UP TO 8 X 256 DEVICES VIA RDNet

RDNET CONTROL 8

The RDNet Control 8 is a real-time monitor and control system able to manage up to 256 devices linked in a bus or up to 128 devices in a ring topology. All the data collected from the slaves are delivered to the sound engineer by USB in a local installation or by Ethernet from remote locations. The interface can be directly connected to the DSP on board of every TT+ line array module through the exclusive RDNet protocol making it possible to address in single cabinets or groups, specific presets or modification parameters in real-time. The key point of RDNet Control 8, in fact, is to ensure minimum refresh time (at least 5 per second) of all the system data performance, for example: RMS signals, compressor activity, temperature, fans speed, warnings, etc. Data transfer can be routed also through the provided xlr connectors enabling the control of the system on traditional multi-cored cables.

8 OUTPUT MASTER UNIT

- Ethernet (remote control) and USB (direct control) PC connection to RDNet
- Control UP to 8 Sub-Nets of UP to 32 slave devices
- All devices are cyclically scanned ("polling") 10 times a second
- Auto detect device placement
- Controlling slave devices status and functions
- Monitoring and displaying faults and warnings sent from slave devices
- Storing subnet user filters configuration in a removable memory card



COMMUNICATION FLEXIBILITY

The link between the PC and the RDNet Control 8 unit can be made through USB port or Ethernet port.

TOPOLOGY FLEXIBILITY

The RDNet Control 8 unit can manage up to 8 subnets. Up to 32 audio devices can be connected to each subnet (8 subnets x 32 = total 256 audio devices).

General specifications

Number of subnets:	8
Connectors:	RJ 45, XLR
Max number of devices (for each subnet)	32
Configuration:	PC software
PC connection:	USB (type B), Ethernet
Data storage:	SD card (max. 4 GB)
Operating voltage:	90-240 V~ 50/60Hz
Power consumption (W):	15
RDNet:	Yes

Standard compliance

CE marking:	Yes
-------------	-----

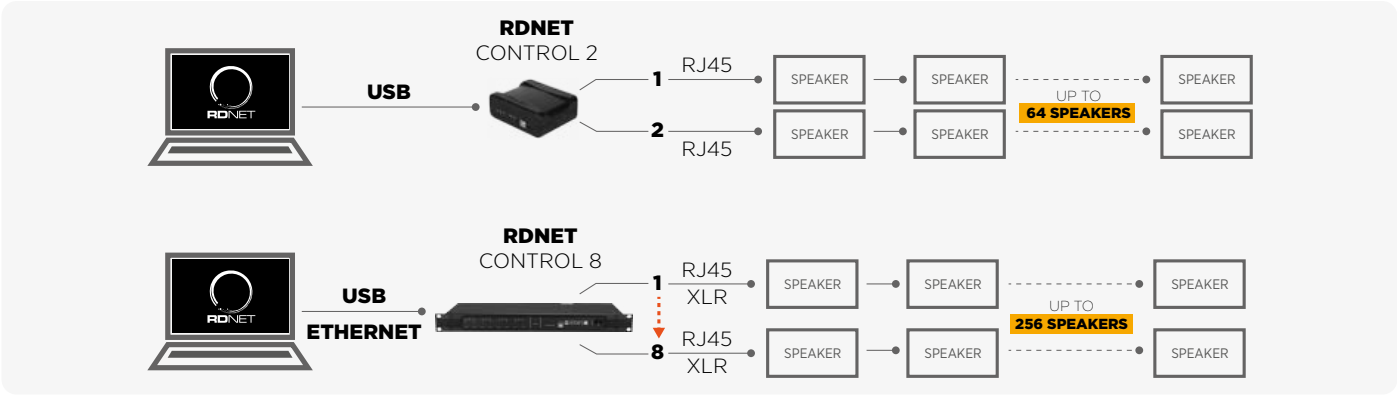
Physical specifications

Cabinet/Case Material:	Metal
Color:	Black
Rack mounting:	19", 1U

Size

Height:	44 mm / 1.73"
Width:	482 mm / 18.98"
Depth:	182 mm / 7.17"
Weight:	2.71 kg / 5.97 lbs

Part Number	17170154
-------------	----------



RDNET CONTROL 2

The RDNet Control 2 is an hardware interface to connect RCF RDNet compatible devices (TTL55-A, TTL33-A II, TTL31-A II, etc.) to a Personal Computer (PC) by means of an USB connection. The RDNet system was purposely developed to create a data network for monitoring and command of more systems. The RDNet Control 2 unit can manage up to 2 subnets. Up to 32 devices can be connected to each subnet (2 subnets x 32 = total 64 devices). The addressing of the various devices is handled automatically by RDNet Control 2 interface. Each device is assigned a unique address during the power on procedure of network. For the RDNET network operating, it is necessary to install the appropriate Software on PC, on Microsoft Windows® environment. From PC it is possible to check the operating of each single device connected to the network and edit its parameters output level, mute, equalization, delay, etc. The network and devices configuration can be saved as file in the PC and later reloaded. RDNET is a "real-time" system: Information relating to the functioning of the devices is acquired in real-time, a feature that allows a global view of connected devices.

2 OUTPUT MASTER UNIT

- Real-Time USB device monitoring and control
- Auto detect device placement
- Control up to 2 Sub-Nets of up to 32 slave devices
- All devices are cyclically scanned ("polling") 10 times a second
- Connected devices are automatically added to the software synoptic

General specifications

Number of subnets:	2
Connectors:	RJ 45, XLR
Max number of devices (for each subnet)	32
Configuration:	PC software
PC connection:	USB (typeB)
Power supply:	Powered by USB socket
RDNet:	Yes

Standard compliance

CE marking:	Yes
-------------	-----

Physical specifications

Cabinet/Case Material:	ABS
Color:	Black
Size	
Height:	41 mm / 1.61"
Width:	111 mm / 4.37"
Depth:	90 mm / 3.54"
Weight:	0.17 kg / 0.37 lbs

Part Number	17170163
-------------	----------



SYSTEM CONTROL

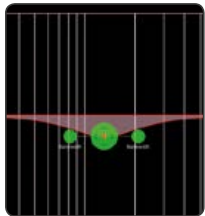
A complete range of powerful, robust, tour-proof devices for routing, DSP and audio networking.

DX 1616

DX 1616 AES-Dante remote software. This network-based software designed for Microsoft Windows and Mac OSX allows the management of the DX 1616 Matrix Sound Processor. -Pre-Amp configuration, selecting source types like analog, AES/EBU, Dante -Designing Input groups for festival applications -Input source processing with EQ, delay and compressor -Powerful 16x16 router to assign processing tasks to flexible output patches.

OUTPUT PATCH

With 16 analog outputs, DX 1616 offers flexible routing possibilities. The engineer can use up to 16 individual DSP modules for each output or he can even assign several analog outputs to a specific DSP module to use these outputs as high-quality line drivers. In combination with the RCF CP16 control panel any wiring configuration is supported.



DSP MODULE

The DSP module offers high pass filters, low pass filters, parametric EQ, all pass filters, level, compressor and output delay for perfect system control even if no RDNet controlled speaker is part of the system.

FEATURES

- Hybrid architecture DSP
- 48 KHz sampling, 40 bit floating point engine
- 16 x 16 I/O matrix
- Dante enabled network audio transport
- 8 AES/EBU inputs - 8 AES/EBU outputs
- Ethernet connectivity and control
- Maximum latency 3 ms
- Easy to use software GUI



DX 4008

The DX 4008 is a complete 4 input - 8 output digital loudspeaker management system designed for the touring or fixed sound installation markets. The absolute latest in available technology is utilized with 32-bit (40-bit extended) floating point processor and high performance 24-bit Analog Converters. The high-bit DSP prevents noise and distortion induced by truncation errors of the commonly used 24-bit fixed-point devices. A complete set of parameters include I/O levels, delay,polarity, 6 bands of parametric EQ per channel, multiple crossover selections and full function limiters. The DX 4008 can be controlled or configured in real time on the panel or with the intuitive PC GUI accessed via the RS 232 interface. Software upgrade for CPU and DSP via PC keeps the device current with newly developed algorithms and function once available. Multiple setup storage and system security complete this professional package.

FEATURES

- The DX 4008 is a complete 4 input - 8 output digital loudspeaker management system designed for the touring or fixed sound installation markets
- Sampling rate can be set to 96kHz
- Precise frequency control is achieved with its 1 Hz resolution
- Inputs and outputs can be routed in multiple configuration to meet any requirements
- The DX 4008 is shipped with a special PC Graphic User Interface (GUI) application - XLink
- XLink gives the user an option to control the DX 4008 unit from a remote PC via the RS232 serial communication link
- The GUI application makes much easier control and monitor the device, allowing the user to get the whole picture on one screen
- Programs can be recalled and stored from/to PC's hard drive, thus expanding the storage to become virtuality limitless



SPECIFICATIONS

	DX 4008	DX 1616
Audio performance		
Frequency Response (-3dB):	20 Hz - 20 kHz	20 Hz - 22 kHz
Crosstalk (on the whole bandwitch):	<-100 dB	<-100 dB
Distortion (THD+N) @ 1 kHz nominal power:	<0.001 %	<0.001 %
Dynamic range:	>115 dB	>110 dB
Common Mode Rejection Ratio (50 Hz to 10 kHz):	>60 dB	>100 dB
Digital audio performance		
Resolution:	40	40
Sampling rate:	96	48
A/D - D/A converters:	24	24
Propagation delay:	3	3
Input section		
Total number of inputs:	4	17
Balanced:	4	17
Mono:	4	16
Line inputs:	4	-
Line connectors:	XLR	-
Mic+Line inputs:	-	16
Mic+Line connectors:	-	Euroblock
Mic+Line Phantom:	-	21 V DC - 44 V DC
Digital inputs:	-	1
Digital connectors:		
Digital type:	-	Dante
Output section		
Signal output number:	8	16
Signal output connectors:	XLR	Euroblock
Processing:		
DSP:	Yes	Yes
EQ Filters:		
Delay:	Yes	Yes
Tone controls:	Yes	Yes
High-pass filter:	20 Hz - 20000 Hz	20 Hz - 20000 Hz
Crossover:		
Controls:	20 - 20000 Hz	20 - 20000 Hz
Configuration:		
Configuration:	Front panel, PC Software	PC Software
Number of programs/presets:		
Number of programs/presets:	30	70
Protocols for system integration:		
Protocols for system integration:	ASCII	-
Protections		
Cooling:	Convection	Convection/Forced
Fuses:	Yes	Yes
Power requirement		
Operating voltage:	220-240/115 V- 50/60Hz	90-240 V- 50/60Hz
Voltage selection:	External	-
Power consumption:	20 W	20 W
Standard compliance		
Safety agency:	CE compliant	CE compliant
Physical specifications		
Cabinet/Case Material:	Metal	Metal
Color:	Black	Black
Rack mounting:	19", 1U	19", 1U
Size		
Height:	44 mm / 1.73"	44 mm / 1.73"
Width:	483 mm / 19.02"	483 mm / 19.02"
Depth:	203 mm / 7.99"	229 mm / 9.02"
Weight:	2.96 kg / 6.53 lbs	3.31 kg / 7.3 lbs
Part Number		
220-240/115 V	12135033	-
90-240 V	-	12399033

CABLES ACCESSORIES

CONTROL AND AUDIO CABLES	
AC XLR 3M3F	13360102
3 Female + 3 Male XLR 3-pole connectors with nickel body and silver contacts.	
CBL LKS 25-2 FANOUT	12399021
25 pin to 8X XLR, cable 1.0 meters, fanout 1.0 meters.	
CBL LK 25 MULTIPIN 20M	12399022
25 pin male female cable 20 meters.	
CBL LK 25 MULTIPIN 10M	12399023
25 pin male female cable 10 meters.	
CBL ETHERCON 0.7M	12399016
Ethercon cable 0.7 meters. Compatible with RDNET.	
CBL ETHERCON 1.5M	12399017
Ethercon cable 1.5 meters. Compatible with RDNET.	
CBL ETHERCON 1.5M	12399017
Ethercon cable 1.5 meters. Compatible with RDNET.	
CBL ETHERCON 3M	12399035
Ethercon cable 3 meters. Compatible with RDNET.	
CBL ETHERCON 5M	12399018
Ethercon cable 5 meters. Compatible with RDNET.	
CBL ETHERCON TO XLR F 0.2M	12399019
Adapter cable Ethercon to XLR female 0.2 meters.	
CBL ETHERCON TO XLR M 0.2M	12399020
Adapter cable Ethercon to XLR male 0.2 meters.	



RACKS

CLEVER AND SAFE POWER MANAGEMENT FOR YOUR SOUND SYSTEM.

PR 63 | POWER RACK

The Power Rack PR-63 features the PD 63 A-419 power distribution with a 63 A Cekon power input with 5 m fixed cable. The three-phase power is distributed in a 32 A Cekon output, 4 x LKS19 output, 6 x Powercon output, 1 Powercon auxiliary output to power the CR 16-ND Control Rack. All outputs are equipped with individual RCBOs (Residual Current-operated Circuit-Breaker with Overcurrent protection) for maximum reliability. In case of damage, only the faulty output is missed while the rest of the system continues to function.

In a sound reinforcement system, power has to be managed in a clever and safe way to ensure highest reliability and only by using high quality cables and sockets will it be touring proof. The LKS 19 power cable provides 6 x 20 A power feeds in a very tight pack, able to power up to 12 x HDL 50-A 4K or 24 x HDL 30-A. Additional speakers and subwoofer can be powered by the PowerCon sockets on the PR-63 panel (parallel to the LKS19).

PR 63	
General specifications	
Power Input Connectors:	63 Ampere Cekon with 5 m Cable
Outuputs Connector:	32 Cekon, 4 x LKS 19
Powercon Outputs:	6 + 1 Auxiliary
Individual Power line RCBOs:	24
Standard compliance	
CE marking:	Yes
Physical specifications	
Cabinet/Case Material:	Metal
Color:	Black
Rack mounting:	19", 1U
Size	
Height:	570 mm / 22.44"
Width:	610 mm / 24.02"
Depth:	630 mm / 24.8"
Weight:	65.8 kg / 145.06 lbs
Part Number	12100006



63-AMPERE RACK

From a single 63-Ampere Cekon connector the power rack delivers power distribution to large PA systems, including up to 12+12 left-right line array systems, a large subwoofer system and a complete stage audio monitoring. 32-Ampere power output for chain motors and 16-Ampere Powercon output to supply CR 16-ND are included.

FEATURES

- 63 Ampere Cekon power input with 5 m cable
- 32 Cekon outputs
- 4 x LKS 19 outputs
- 6 x Powercon outputs + 1 Powercon auxiliary output
- 24 x individual power line RCBOs
- 32 Ampere and Auxiliary individual front RCBOs
- Tour Grade flight case construction



CR 16-ND | CONTROL RACK

The CR 16-ND is a 10 Unit flight case designed to control the HDL 50-A line array system. The CR 16-ND includes one Control 8 that manages the RDNet connection to up to 256 devices, one DX 1616 matrix processor that takes care of audio signals routing and processing and one CP 16 control panel to bring audio and control signals to 4 x LK 25 multipin outputs. Each LK 25 has four audio channels, two RDNet channels and two spare sends. Each signal is doubled to XLR redundant outputs. Dual Switch not included. Ask RCF and adapt the System to your networking protocol.

FEATURES

- 10 RU flight case on shock mounts
- DX 1616 matrix audio processor
- CONTROL 8 master unit
- CP16 control panel
- 16 analog audio inputs, 16 analog audio outputs
- 8 AES/EBU inputs - 8 AES/EBU outputs
- Dante input
- 4 x LK 25 multicore audio/RDNet outputs



CR 16-ND	
General specifications	
Rack Unit:	10
Analog Audio Inputs	16
Analog Audio Outputs:	16
AES/EBU Inputs/Outuputs	8
Dante Input:	Yes
Master Unit:	8
RDNet:	Yes
Standard compliance	
CE marking:	Yes
Physical specifications	
Cabinet/Case Material:	Metal
Color:	Black
Rack mounting:	19", 1U
Size	
Height:	570 mm / 22.44"
Width:	610 mm / 24.02"
Depth:	630 mm / 24.8"
Weight:	57 kg / 125.66 lbs
Part Number	12100004





www.rcf.it

HEADQUARTERS:

RCF S.p.A. Italy
tel. +39 0522 274 411
www.rcf.it/support

RCF UK
Int. +44 (0) 1702 800846
e-mail: info@rcfaudio.co.uk

RCF France
tel. +33 9 86 02 73 52
e-mail: france@rcf.it

RCF Germany
tel. +49 2203 925370
e-mail: sales@rcf.de

RCF Spain
tel. +34 91 817 42 66
e-mail: info@rcfaudio.es

RCF Benelux
tel. +49 (0) 2203 9253724
e-mail: benelux@rcf.it

RCF USA Inc.
tel. +1 732-9026100
e-mail: info@rcf-usa.com